

Louisiana State Civil Service



**ANNUAL PES REPORT
FISCAL YEAR 2013-2014**

December 17, 2014

Table of Contents

<i>Statewide Summary</i>	1
<i>Agriculture</i>	2
<i>Children & Family Service</i>	3
<i>Corrections</i>	4
<i>Economic Development</i>	5
<i>Education</i>	6
<i>Environmental Quality</i>	7
<i>Health and Hospitals</i>	8
<i>Insurance</i>	9
<i>Natural Resources</i>	10
<i>Public Safety</i>	11
<i>Revenue</i>	12
<i>State</i>	13
<i>State Civil Service</i>	14
<i>Treasury</i>	15
<i>Wildlife & Fisheries</i>	16
<i>Culture, Recreation and Tourism</i>	17
<i>Transportation & Development</i>	18
<i>Division of Administration</i>	19
<i>Education – Other</i>	20
<i>Executive Department/Boards</i>	21
<i>Higher Education</i>	22
<i>Housing Authorities</i>	23
<i>LSU Health Care Services Division</i>	24

Table of Contents

<i>Louisiana Workforce Commission</i>	25
<i>Office of Juvenile Justice</i>	26
<i>Office of Lieutenant Governor</i>	27
<i>Ports & Levees</i>	28
<i>Public Service Commission</i>	29
<i>Retirement Systems</i>	30
<i>Veterans Affairs</i>	31



Performance Evaluation System

Annual Report

Fiscal Year 2013-2014

In accordance with Civil Service Rule 10.10 (b), state agencies are required to submit an annual Performance Evaluation System (PES) report to the Director of State Civil Service. The evaluations reported in this document are for the fiscal year (FY) which ended June 30, 2014.

The documents which are included in this report are as follows:

Statewide Summary Report

The statewide summary report provides statistical information for all major departments which reported PES information to the State Civil Service for FY 2013-2014. It details the

- number of employees actually rated;
- number of employees Unrated; and
- statewide percentage of employees who were Unrated.

The summary report also includes a graphical depiction of PES ratings for FY 2013-2014.

Major Department Report Summaries

These reports provide the statistical data for the individual agencies by major department and may include multiple agency areas. For example, the summary for the Department of Corrections includes all prisons which fall under Corrections, including the Office of Adult Probation and Parole as well as Prison Enterprises. Each major department summary includes the same categories of information as the Statewide Summary Report.

Statewide Unrated Evaluations in Fiscal Year 2013-2014

For Fiscal Year 2013-2014, there was a 0.41% decrease in the statewide percentage of unrated employees, which was reported as 1.14% for Fiscal Year 2012-2013. The overall “Unrated” total was 0.73% of 38,011 classified employees for whom ratings were reported in fiscal year 2013-2014.

Unrated

The “Unrated” category reflects the number of employees for which an official evaluation as defined in Chapter 10 of the State Civil Service rules was not conducted, generally resulting in a violation of the rule. For example, any rating conducted outside of the specified time parameters established in Chapter 10 would constitute a rule violation, thereby resulting in an evaluation of “Unrated” for the employee.

Not Evaluated

The “Not Evaluated” category allows for the evaluation of employees who transferred between agencies or were hired near the end of the evaluation year. This category provides a mechanism for supervisors to assign an evaluation without penalty when an employee has worked at the new agency fewer than three months within the performance evaluation year, and the appointing authority has determined that an insufficient amount of time has elapsed to conduct an adequate evaluation of the new employee. The “Not Evaluated” category is distinguished from the “Unrated” evaluations which are used when violations of Chapter 10 of the State Civil Service Rules occur.

Agencies Not Reporting

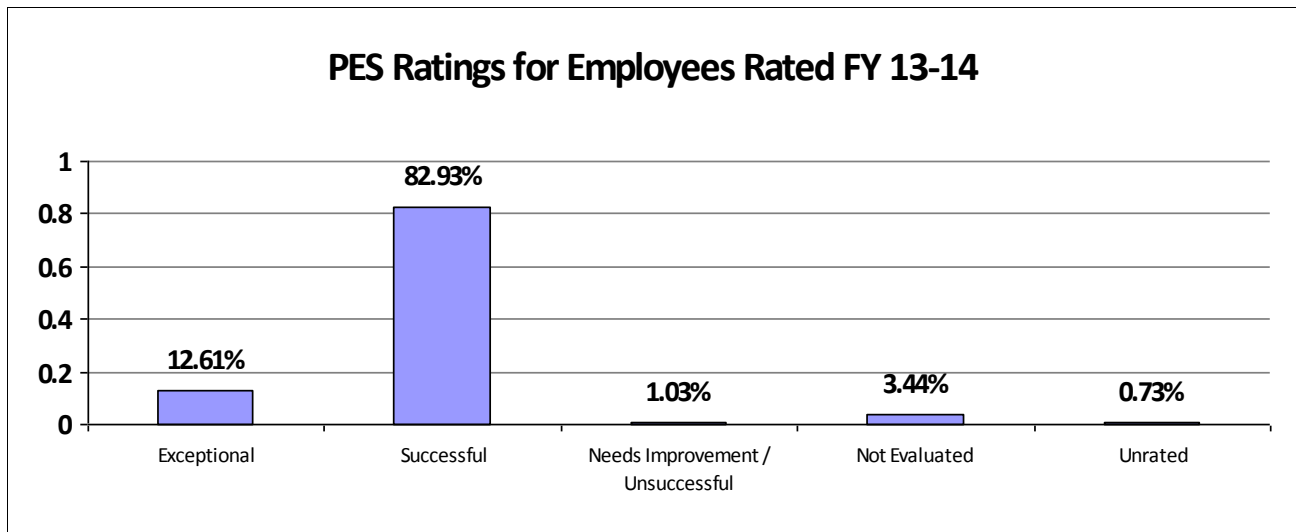
Included in this report is a list of agencies that did not report employee evaluations for Performance Year 2013-2014.



State of Louisiana
STATE CIVIL SERVICE
PES Annual Report - Fiscal Year 2013-2014

STATEWIDE

Statistical Data (07/01/2013 - 06/30/2014)	
Number of employees that were rated.	37,736
Number of employees that were rated Exceptional.	4,757
Number of employees that were rated Successful.	31,294
Number of employees that were rated Needs Improvement/Unsuccessful.	388
Number of employees that were Not Evaluated.	1,297
Number of employees that were Unrated.	275 (0.73%)



Information contained within this report reflects unaudited data provided directly to the Department of State Civil Service by each state agency. Inconsistencies found throughout the report may be attributed to personnel changes not properly reflected in the agency's human resources information system during the performance rating period.



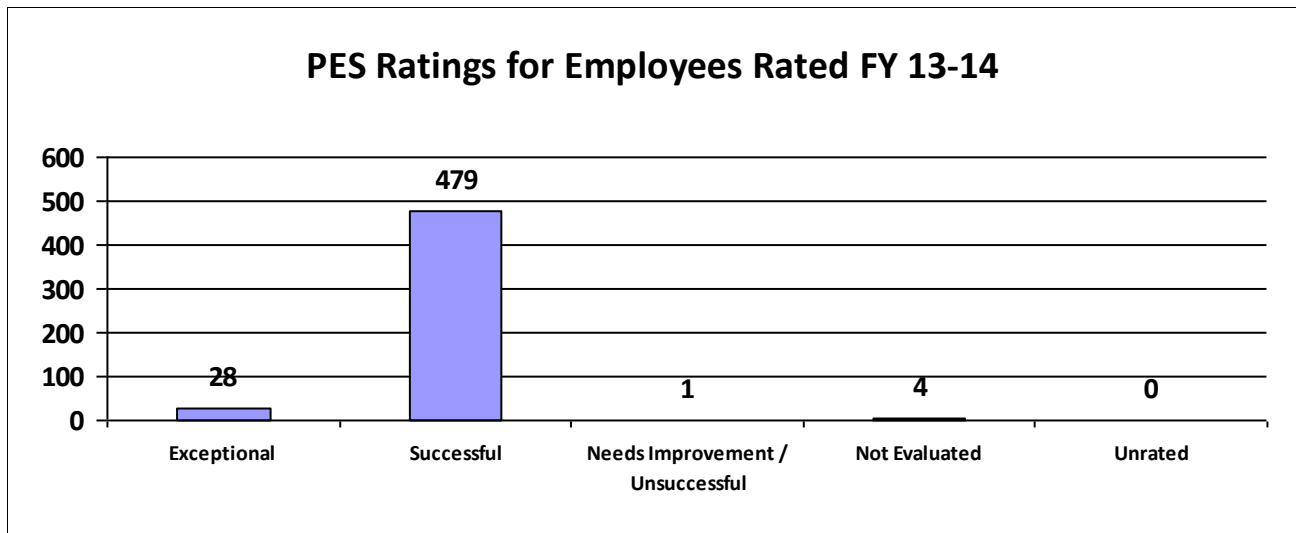
State of Louisiana

STATE CIVIL SERVICE

PES Annual Report - Fiscal Year 2013-2014

DEPARTMENT OF AGRICULTURE AND FORESTRY

Statistical Data (07/01/2013 - 06/30/2014)	
Number of employees that were rated.	512
Number of employees that were unrated.	0 (0.00%)



Information contained within this report reflects unaudited data provided directly to the Department of State Civil Service by each state agency. Inconsistencies found throughout the report may be attributed to personnel changes not properly reflected in the agency's human resources information system during the performance rating period.



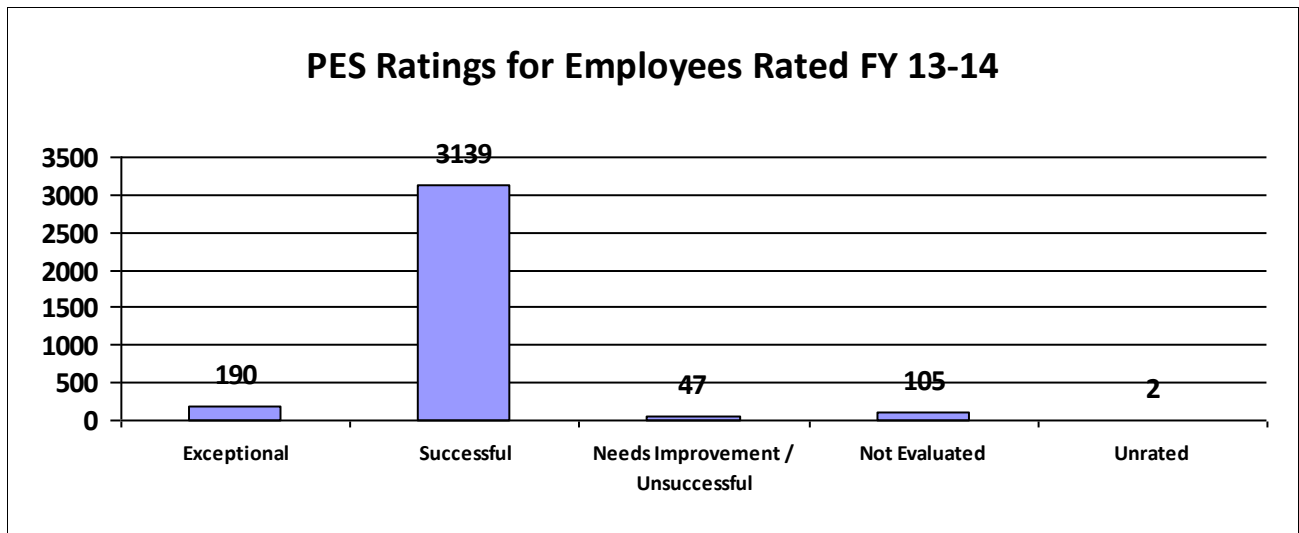
State of Louisiana

STATE CIVIL SERVICE

PES Annual Report - Fiscal Year 2013-2014

DEPARTMENT OF CHILDREN & FAMILY SERVICES

Statistical Data (07/01/2013 - 06/30/2014)	
Number of employees that were rated.	3,481
Number of employees that were unrated.	2 (0.06%)



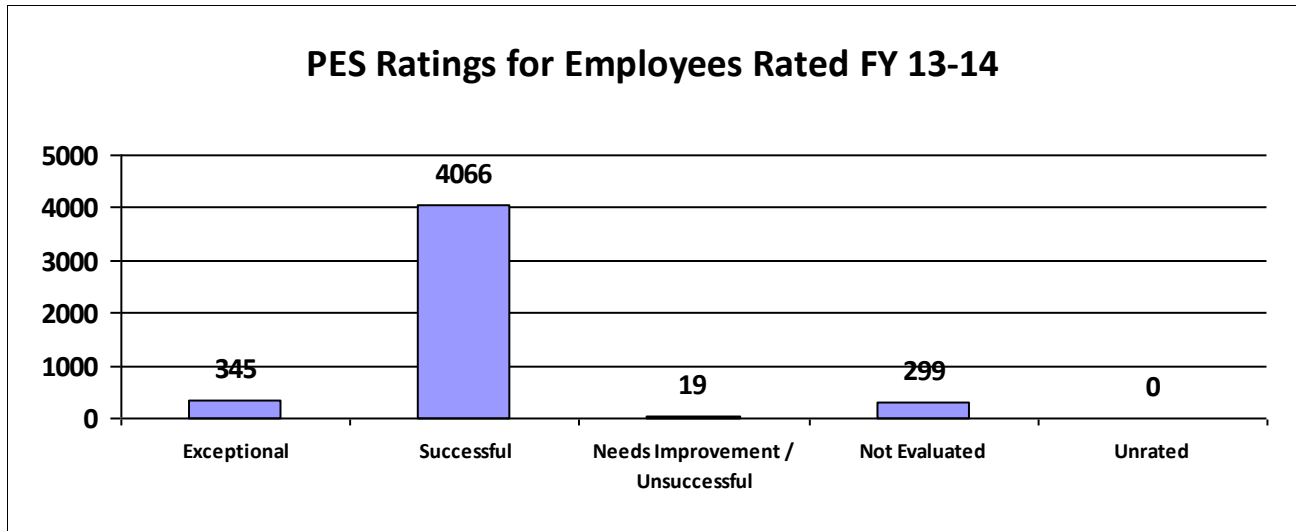
Information contained within this report reflects unaudited data provided directly to the Department of State Civil Service by each state agency. Inconsistencies found throughout the report may be attributed to personnel changes not properly reflected in the agency's human resources information system during the performance rating period.



State of Louisiana
STATE CIVIL SERVICE
PES Annual Report - Fiscal Year 2013-2014

DEPARTMENT OF CORRECTIONS

Statistical Data (07/01/2013 - 06/30/2014)	
Number of employees that were rated.	4,729
Number of employees that were unrated.	0 (0.00%)



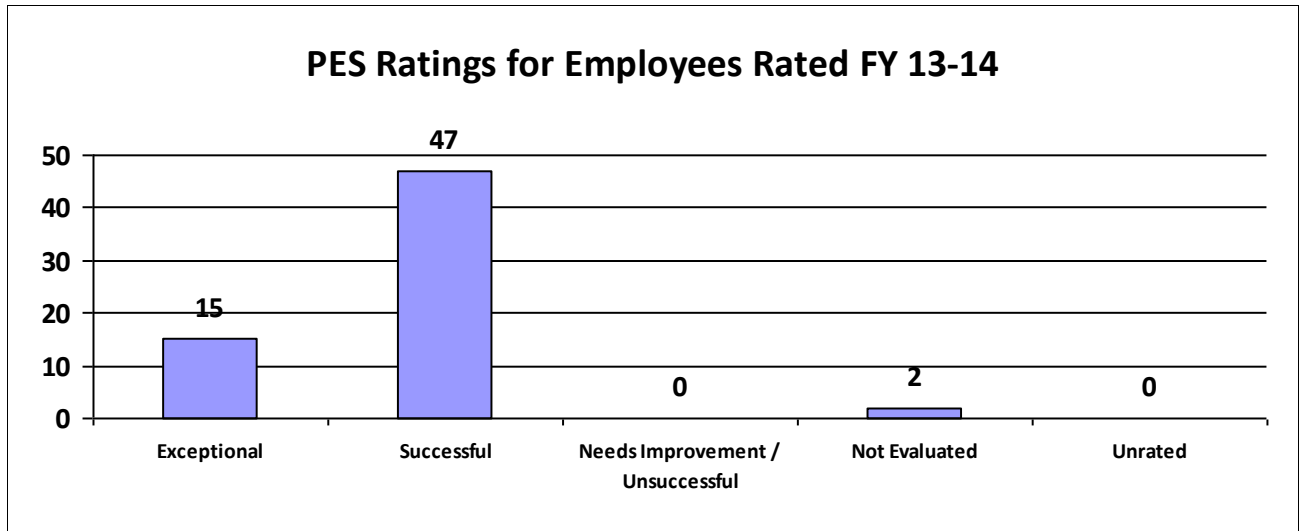
Information contained within this report reflects unaudited data provided directly to the Department of State Civil Service by each state agency. Inconsistencies found throughout the report may be attributed to personnel changes not properly reflected in the agency's human resources information system during the performance rating period.



State of Louisiana
STATE CIVIL SERVICE
PES Annual Report - Fiscal Year 2013-2014

DEPARTMENT OF ECONOMIC DEVELOPMENT

Statistical Data (07/01/2013 - 06/30/2014)	
Number of employees that were rated.	64
Number of employees that were unrated.	0 (0.00%)



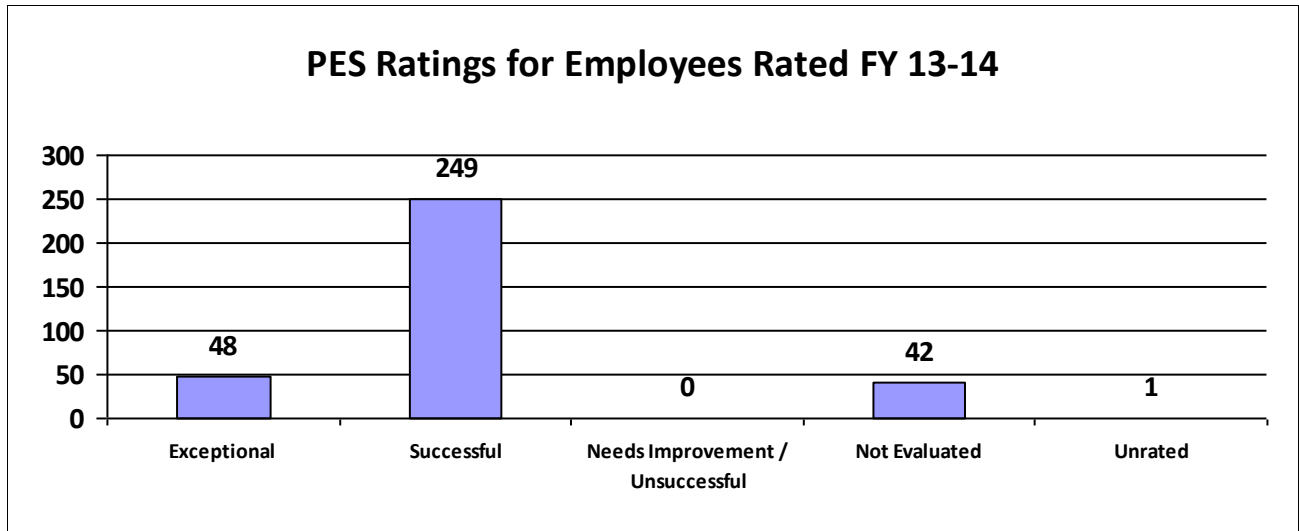
Information contained within this report reflects unaudited data provided directly to the Department of State Civil Service by each state agency. Inconsistencies found throughout the report may be attributed to personnel changes not properly reflected in the agency's human resources information system during the performance rating period.



State of Louisiana
STATE CIVIL SERVICE
PES Annual Report - Fiscal Year 2013-2014

DEPARTMENT OF EDUCATION

Statistical Data (07/01/2013 - 06/30/2014)	
Number of employees that were rated.	339
Number of employees that were unrated.	1 (0.29%)



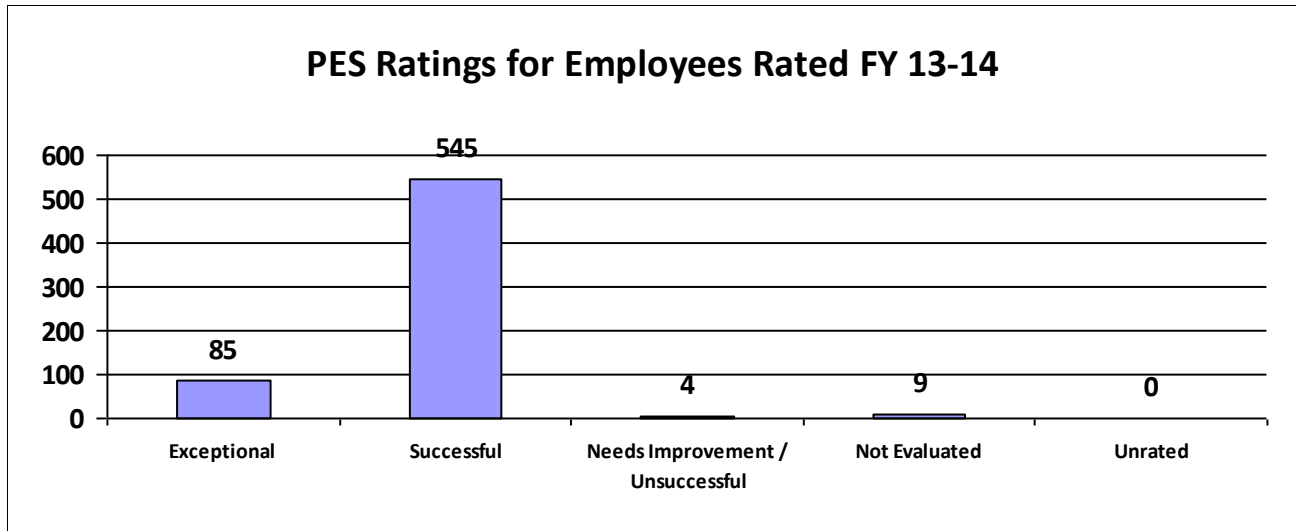
Information contained within this report reflects unaudited data provided directly to the Department of State Civil Service by each state agency. Inconsistencies found throughout the report may be attributed to personnel changes not properly reflected in the agency's human resources information system during the performance rating period.



State of Louisiana
STATE CIVIL SERVICE
PES Annual Report - Fiscal Year 2013-2014

DEPARTMENT OF ENVIRONMENTAL QUALITY

Statistical Data (07/01/2013 - 06/30/2014)	
Number of employees that were rated.	643
Number of employees that were unrated.	0 (0.00%)

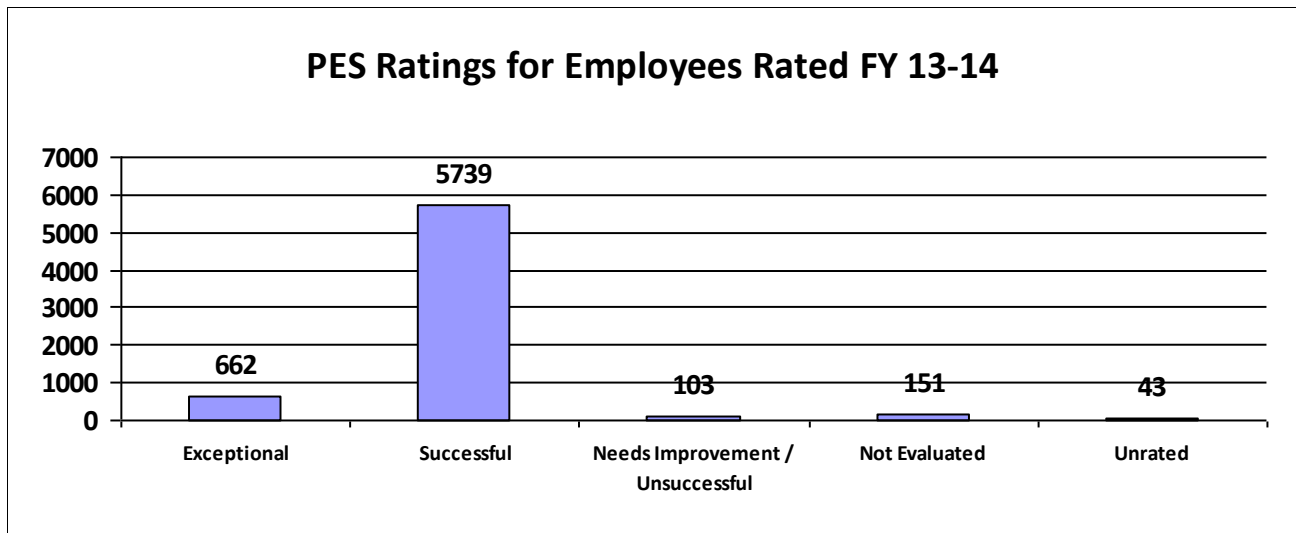


Information contained within this report reflects unaudited data provided directly to the Department of State Civil Service by each state agency. Inconsistencies found throughout the report may be attributed to personnel changes not properly reflected in the agency's human resources information system during the performance rating period.

State of Louisiana
STATE CIVIL SERVICE
PES Annual Report - Fiscal Year 2013-2014

DEPARTMENT OF HEALTH AND HOSPITALS

Statistical Data (07/01/2013 - 06/30/2014)	
Number of employees that were rated.	6,655
Number of employees that were unrated.	43 (0.65%)



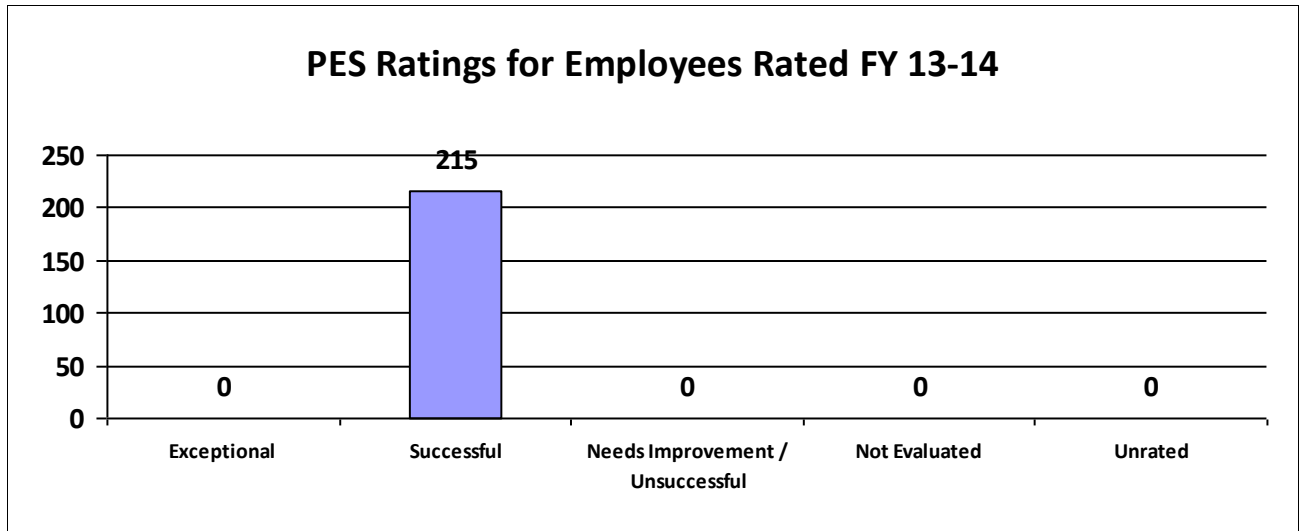
Information contained within this report reflects unaudited data provided directly to the Department of State Civil Service by each state agency. Inconsistencies found throughout the report may be attributed to personnel changes not properly reflected in the agency's human resources information system during the performance rating period.



State of Louisiana
STATE CIVIL SERVICE
PES Annual Report - Fiscal Year 2013-2014

DEPARTMENT OF INSURANCE

Statistical Data (07/01/2013 - 06/30/2014)	
Number of employees that were rated.	215
Number of employees that were unrated.	0 (0.00%)



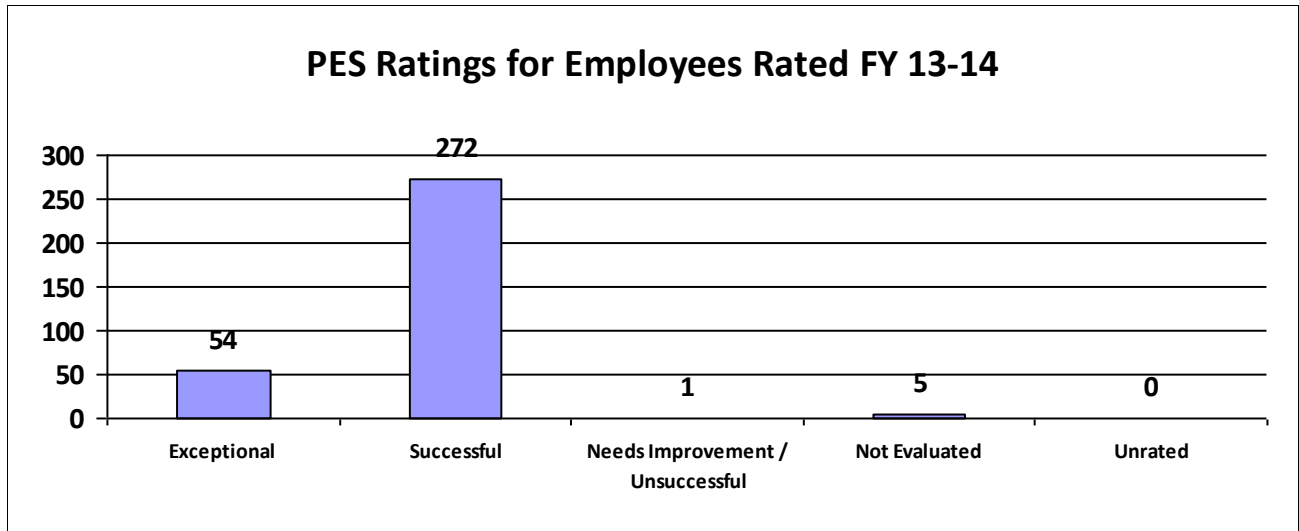
Information contained within this report reflects unaudited data provided directly to the Department of State Civil Service by each state agency. Inconsistencies found throughout the report may be attributed to personnel changes not properly reflected in the agency's human resources information system during the performance rating period.



State of Louisiana
STATE CIVIL SERVICE
PES Annual Report - Fiscal Year 2013-2014

DEPARTMENT OF NATURAL RESOURCES

Statistical Data (07/01/2013 - 06/30/2014)	
Number of employees that were rated.	332
Number of employees that were unrated.	0 (0.00%)



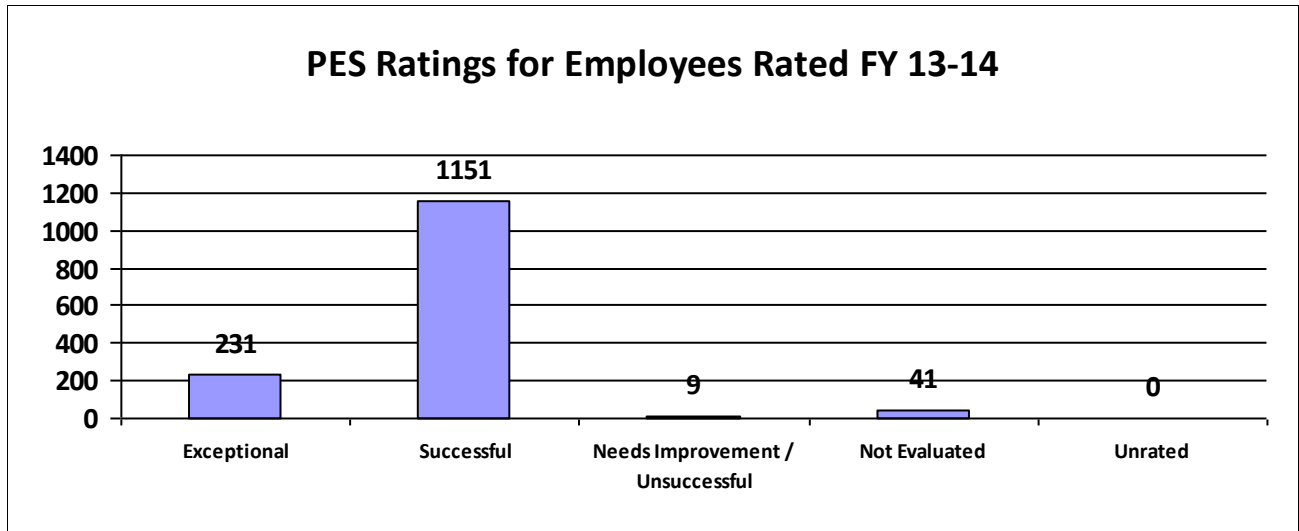
Information contained within this report reflects unaudited data provided directly to the Department of State Civil Service by each state agency. Inconsistencies found throughout the report may be attributed to personnel changes not properly reflected in the agency's human resources information system during the performance rating period.



State of Louisiana
STATE CIVIL SERVICE
PES Annual Report - Fiscal Year 2013-2014

DEPARTMENT OF PUBLIC SAFETY

Statistical Data (07/01/2013 - 06/30/2014)	
Number of employees that were rated.	1,432
Number of employees that were unrated.	0 (0.00%)



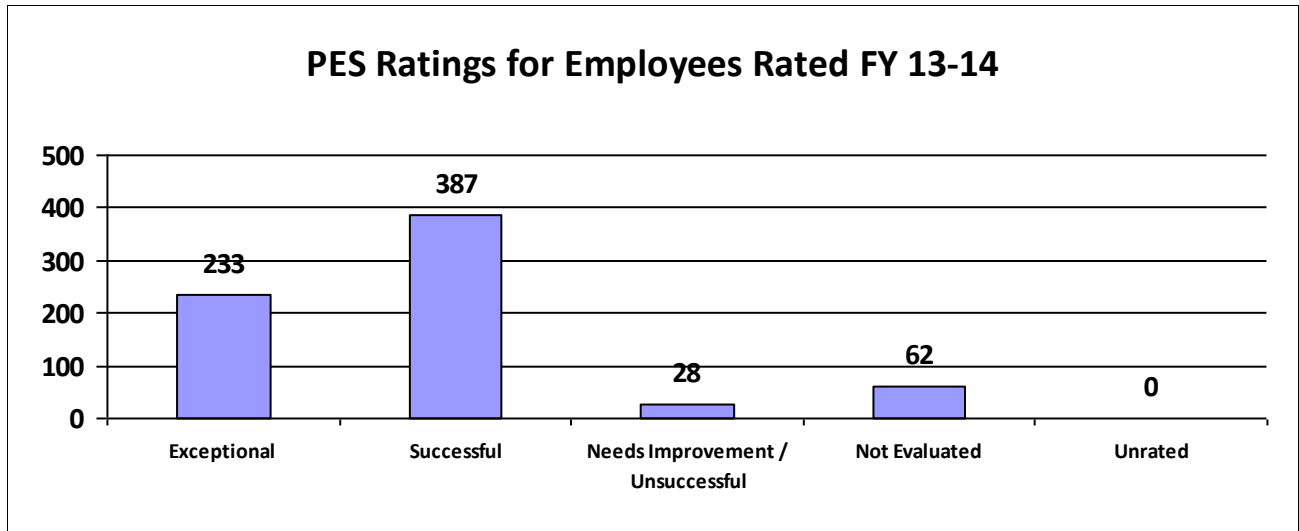
Information contained within this report reflects unaudited data provided directly to the Department of State Civil Service by each state agency. Inconsistencies found throughout the report may be attributed to personnel changes not properly reflected in the agency's human resources information system during the performance rating period.



State of Louisiana
STATE CIVIL SERVICE
PES Annual Report - Fiscal Year 2013-2014

DEPARTMENT OF REVENUE

Statistical Data (07/01/2013 - 06/30/2014)	
Number of employees that were rated.	710
Number of employees that were unrated.	0 (0.00%)



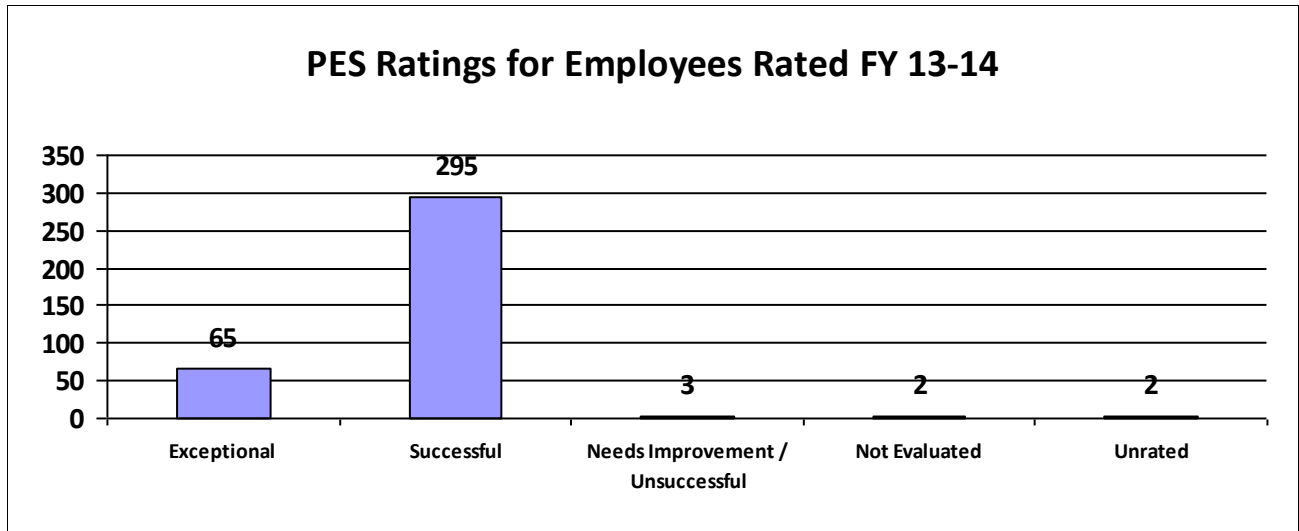
Information contained within this report reflects unaudited data provided directly to the Department of State Civil Service by each state agency. Inconsistencies found throughout the report may be attributed to personnel changes not properly reflected in the agency's human resources information system during the performance rating period.



State of Louisiana
STATE CIVIL SERVICE
PES Annual Report - Fiscal Year 2013-2014

DEPARTMENT OF STATE

Statistical Data (07/01/2013 - 06/30/2014)	
Number of employees that were rated.	365
Number of employees that were unrated.	2 (0.55%)



Information contained within this report reflects unaudited data provided directly to the Department of State Civil Service by each state agency. Inconsistencies found throughout the report may be attributed to personnel changes not properly reflected in the agency's human resources information system during the performance rating period.



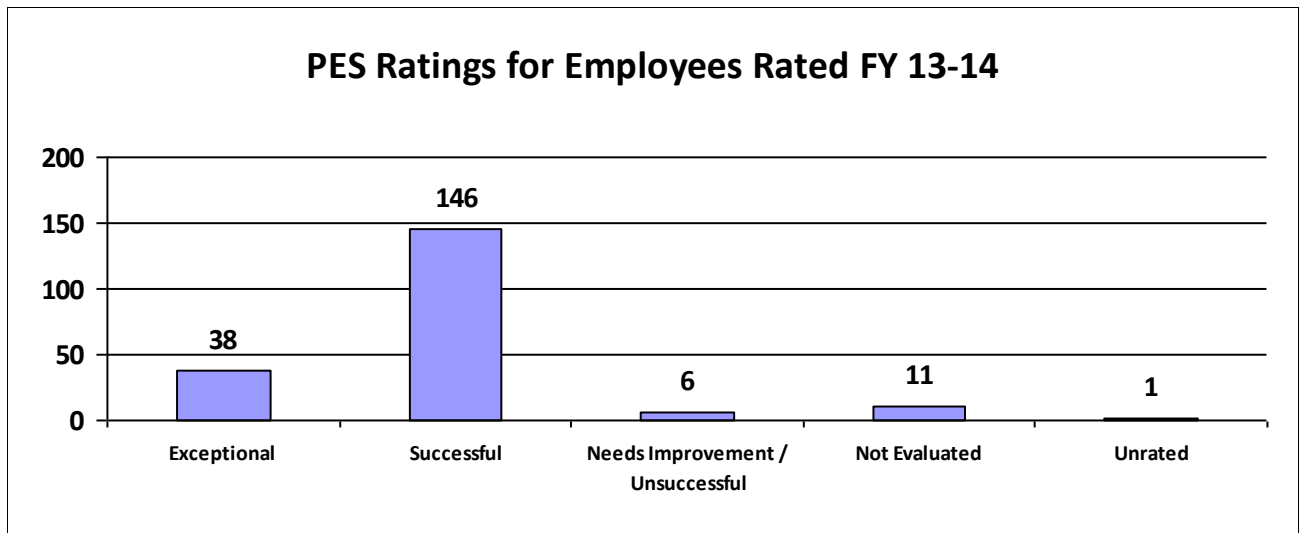
State of Louisiana

STATE CIVIL SERVICE

PES Annual Report - Fiscal Year 2013-2014

DEPARTMENT OF STATE CIVIL SERVICE AGENCIES

Statistical Data (07/01/2013 - 06/30/2014)	
Number of employees that were rated.	201
Number of employees that were unrated.	1 (0.50%)



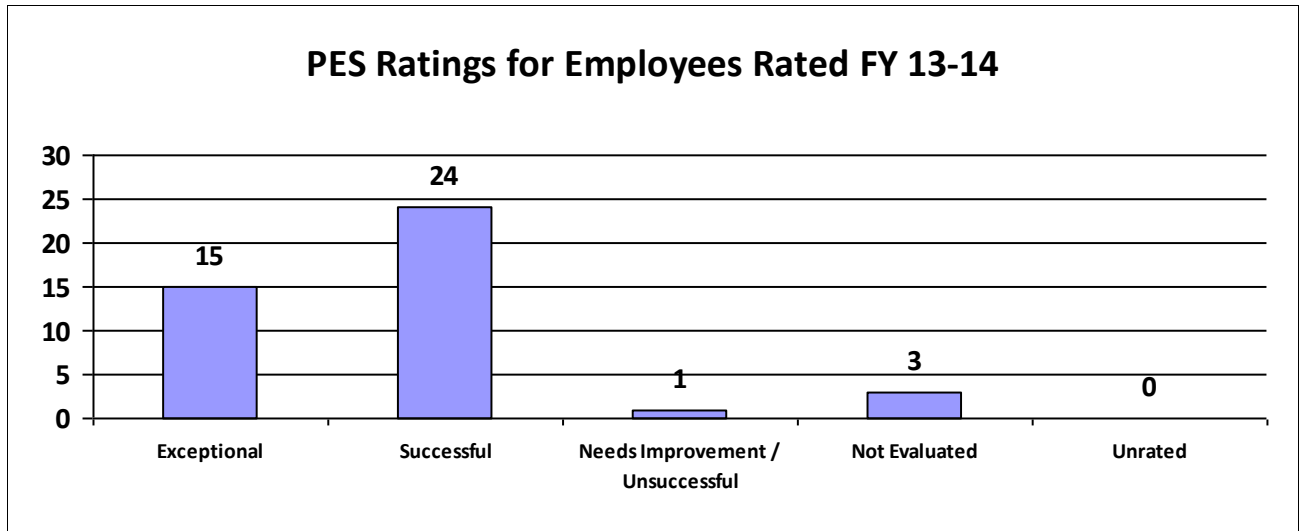
Information contained within this report reflects unaudited data provided directly to the Department of State Civil Service by each state agency. Inconsistencies found throughout the report may be attributed to personnel changes not properly reflected in the agency's human resources information system during the performance rating period.



State of Louisiana
STATE CIVIL SERVICE
PES Annual Report - Fiscal Year 2013-2014

DEPARTMENT OF TREASURY

Statistical Data (07/01/2013 - 06/30/2014)	
Number of employees that were rated.	43
Number of employees that were unrated.	0 (0.00%)



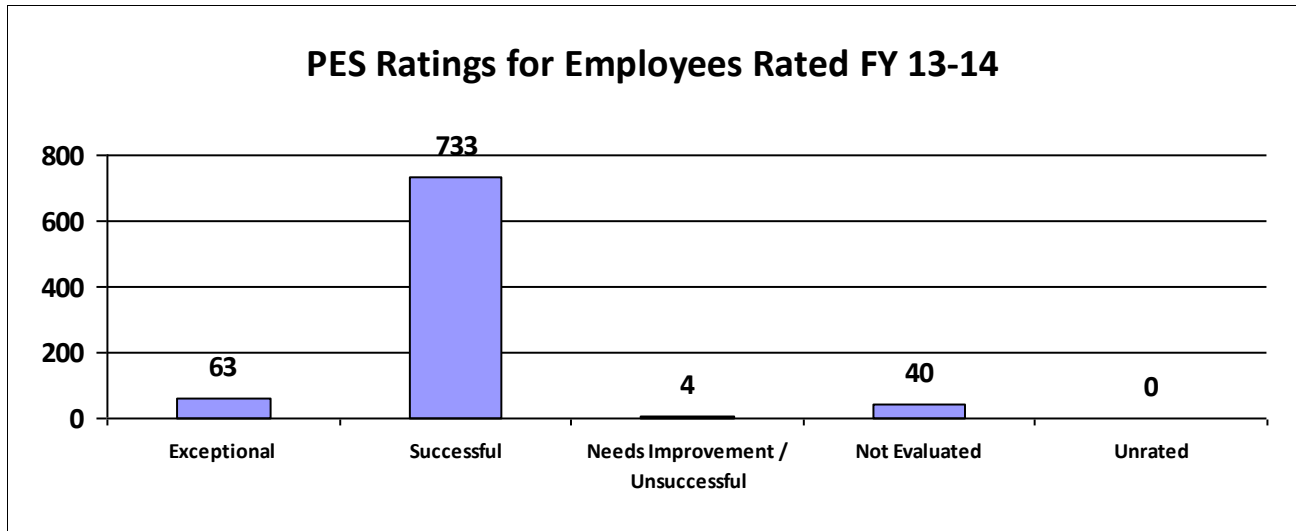
Information contained within this report reflects unaudited data provided directly to the Department of State Civil Service by each state agency. Inconsistencies found throughout the report may be attributed to personnel changes not properly reflected in the agency's human resources information system during the performance rating period.



State of Louisiana
STATE CIVIL SERVICE
PES Annual Report - Fiscal Year 2013-2014

DEPARTMENT OF WILDLIFE AND FISHERIES

Statistical Data (07/01/2013 - 06/30/2014)	
Number of employees that were rated.	840
Number of employees that were unrated.	0 (0.00%)



Information contained within this report reflects unaudited data provided directly to the Department of State Civil Service by each state agency. Inconsistencies found throughout the report may be attributed to personnel changes not properly reflected in the agency's human resources information system during the performance rating period.



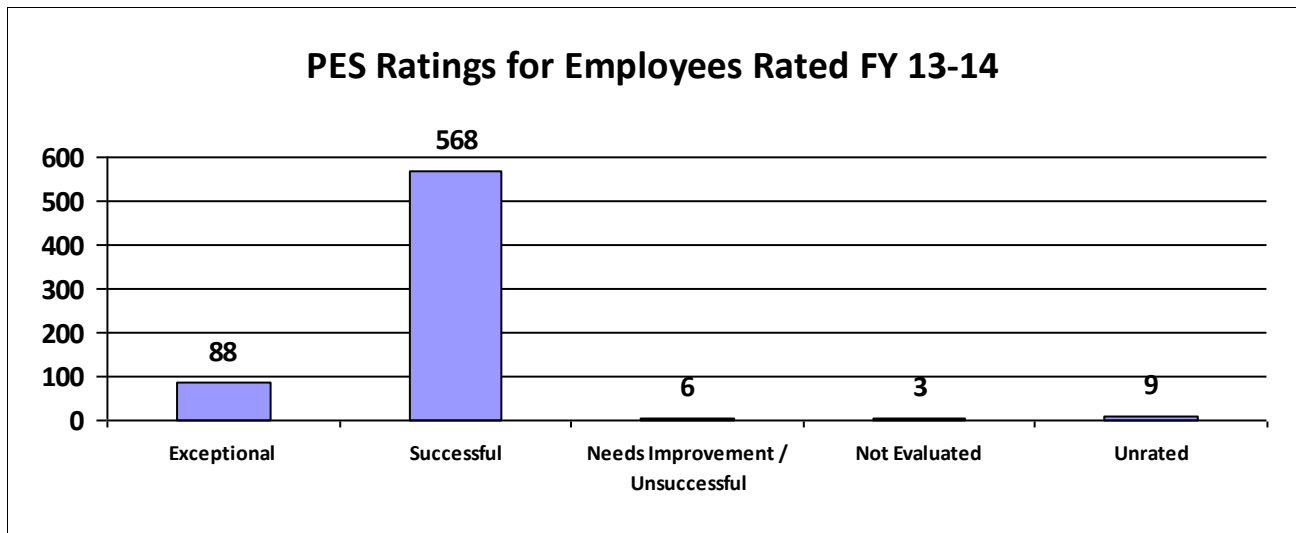
State of Louisiana

STATE CIVIL SERVICE

PES Annual Report - Fiscal Year 2013-2014

DEPT OF CULTURE, RECREATION AND TOURISM

Statistical Data (07/01/2013 - 06/30/2014)	
Number of employees that were rated.	665
Number of employees that were unrated.	9 (1.35%)



Information contained within this report reflects unaudited data provided directly to the Department of State Civil Service by each state agency. Inconsistencies found throughout the report may be attributed to personnel changes not properly reflected in the agency's human resources information system during the performance rating period.



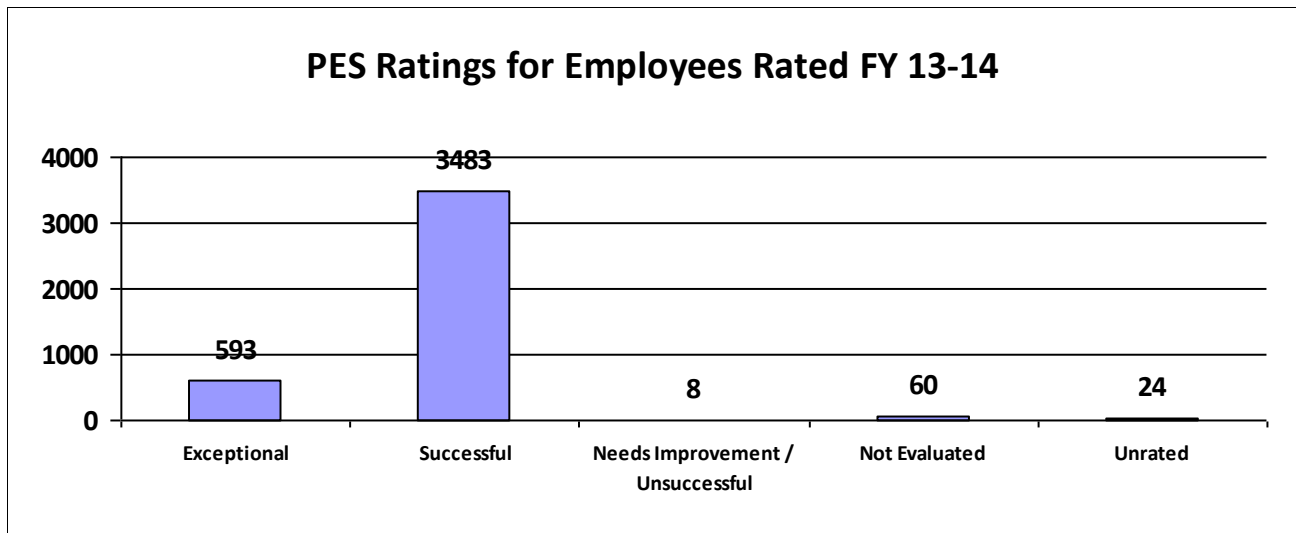
State of Louisiana

STATE CIVIL SERVICE

PES Annual Report - Fiscal Year 2013-2014

DEPT OF TRANSPORTATION AND DEVELOPMENT

Statistical Data (07/01/2013 - 06/30/2014)	
Number of employees that were rated.	4,144
Number of employees that were unrated.	24 (0.58%)



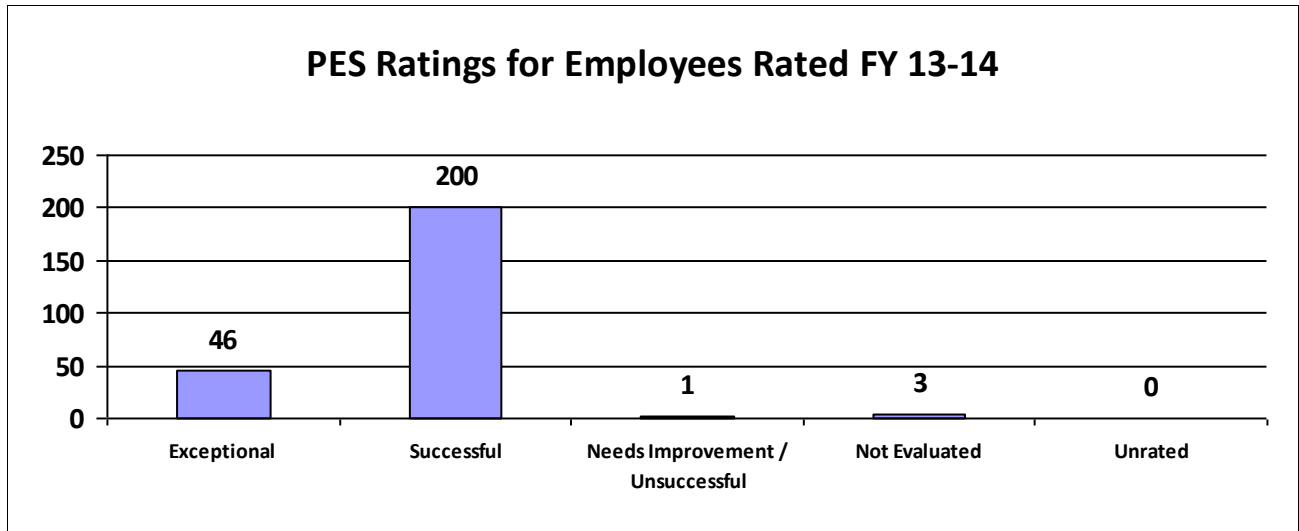
Information contained within this report reflects unaudited data provided directly to the Department of State Civil Service by each state agency. Inconsistencies found throughout the report may be attributed to personnel changes not properly reflected in the agency's human resources information system during the performance rating period.



State of Louisiana
STATE CIVIL SERVICE
PES Annual Report - Fiscal Year 2013-2014

DIVISION OF ADMINISTRATION

Statistical Data (07/01/2013 - 06/30/2014)	
Number of employees that were rated.	250
Number of employees that were unrated.	0 (0.00%)

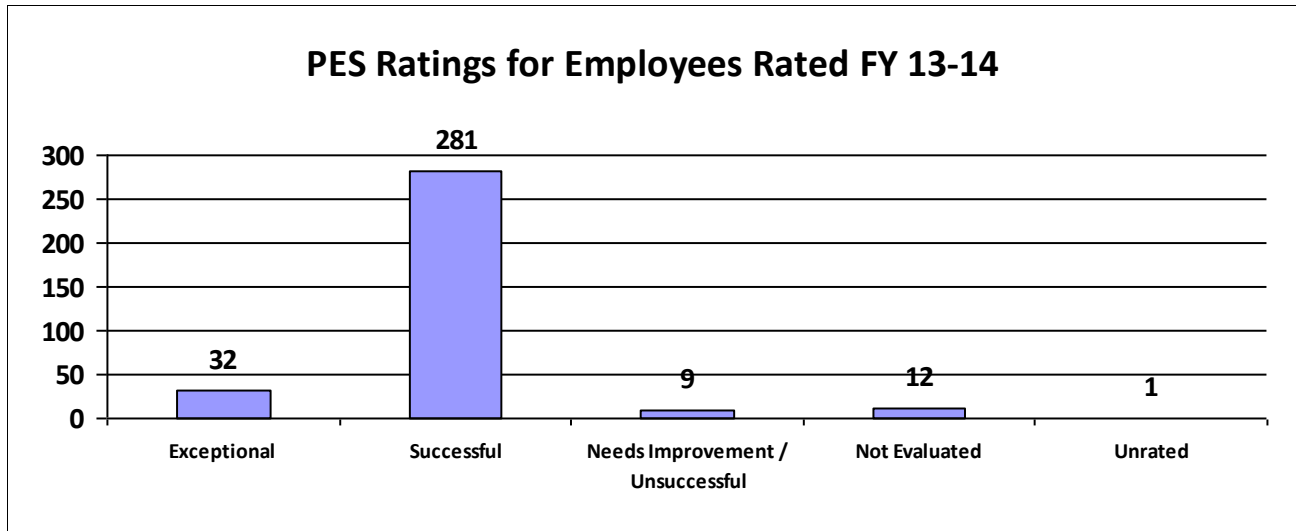


Information contained within this report reflects unaudited data provided directly to the Department of State Civil Service by each state agency. Inconsistencies found throughout the report may be attributed to personnel changes not properly reflected in the agency's human resources information system during the performance rating period.

State of Louisiana
STATE CIVIL SERVICE
PES Annual Report - Fiscal Year 2013-2014

EDUCATION - OTHER

Statistical Data (07/01/2013 - 06/30/2014)	
Number of employees that were rated.	334
Number of employees that were unrated.	1 (0.30%)



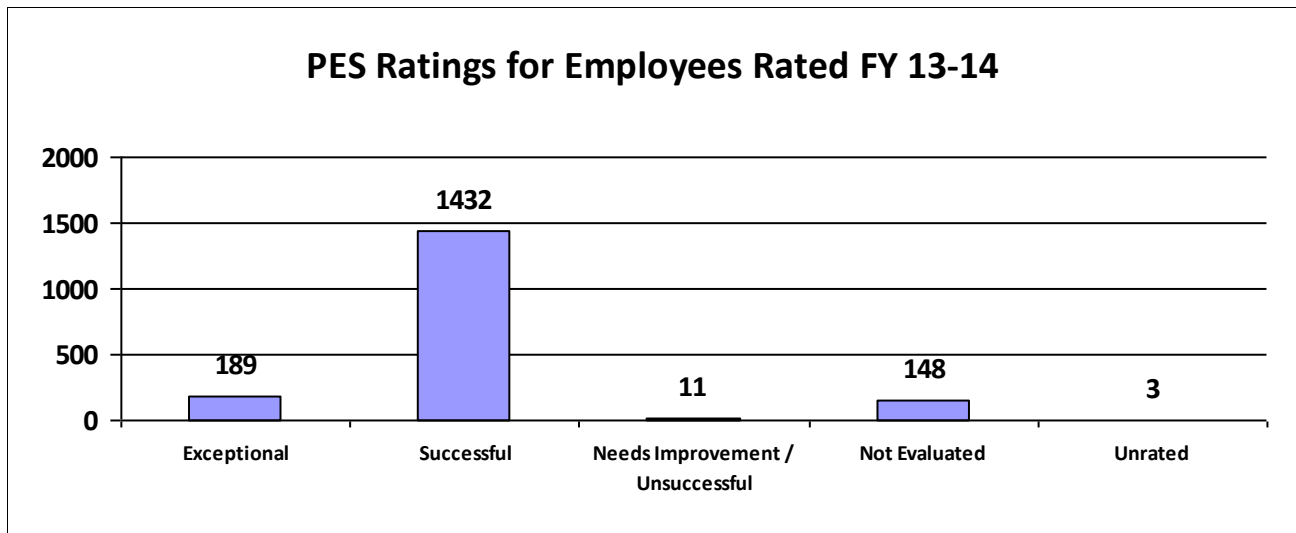
Information contained within this report reflects unaudited data provided directly to the Department of State Civil Service by each state agency. Inconsistencies found throughout the report may be attributed to personnel changes not properly reflected in the agency's human resources information system during the performance rating period.



State of Louisiana
STATE CIVIL SERVICE
PES Annual Report - Fiscal Year 2013-2014

EXECUTIVE DEPARTMENT / BOARDS

Statistical Data (07/01/2013 - 06/30/2014)	
Number of employees that were rated.	1,780
Number of employees that were unrated.	3 (0.17%)



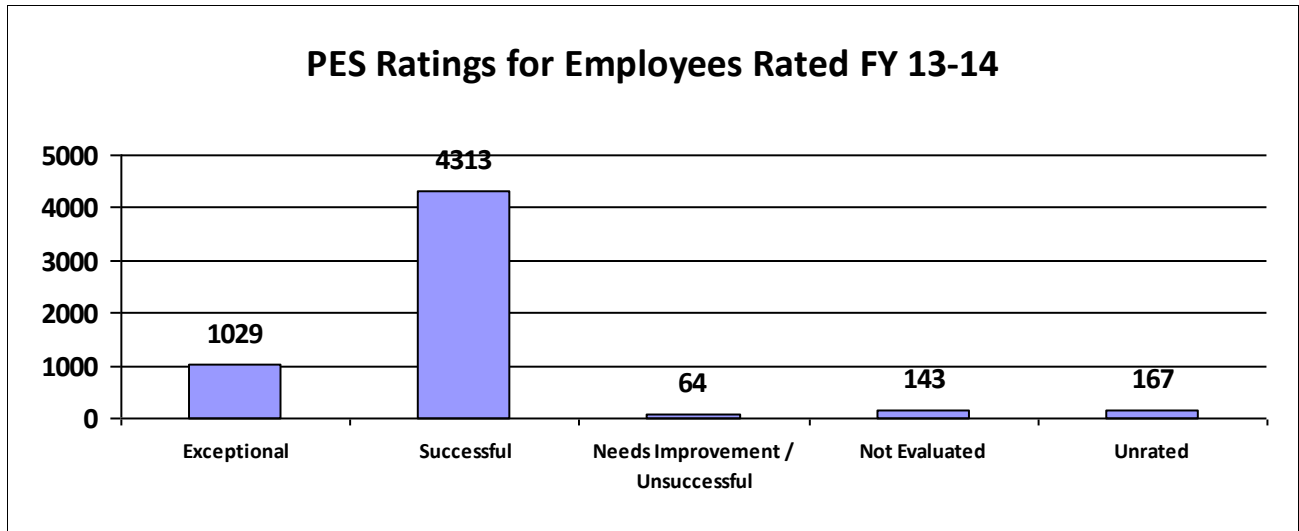
Information contained within this report reflects unaudited data provided directly to the Department of State Civil Service by each state agency. Inconsistencies found throughout the report may be attributed to personnel changes not properly reflected in the agency's human resources information system during the performance rating period.



State of Louisiana
STATE CIVIL SERVICE
PES Annual Report - Fiscal Year 2013-2014

HIGHER EDUCATION

Statistical Data (07/01/2013 - 06/30/2014)	
Number of employees that were rated.	5,549
Number of employees that were unrated.	167 (3.01%)

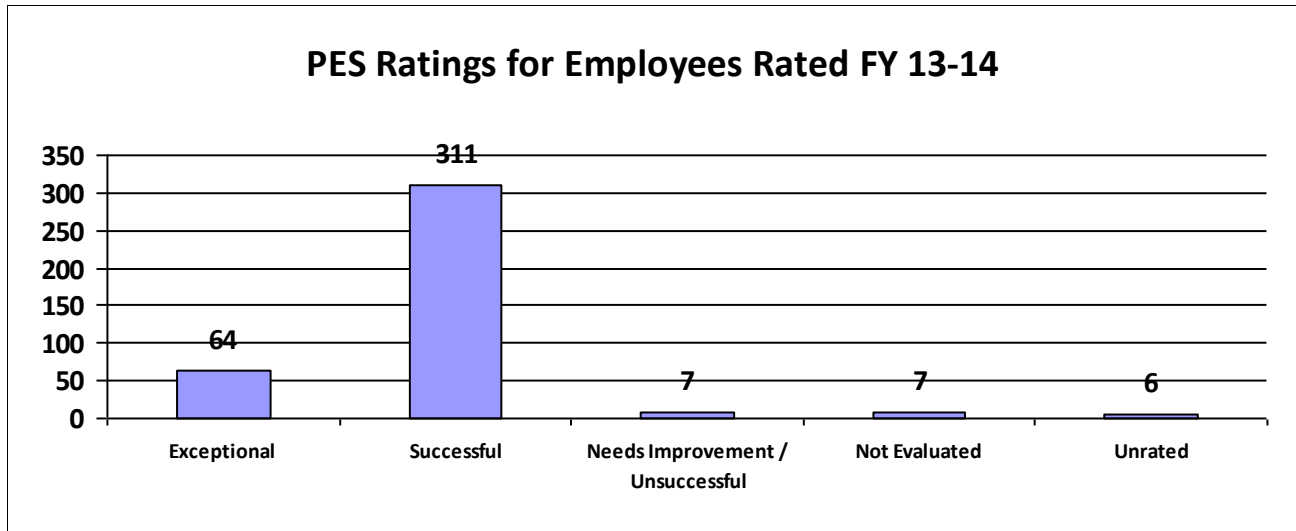


Information contained within this report reflects unaudited data provided directly to the Department of State Civil Service by each state agency. Inconsistencies found throughout the report may be attributed to personnel changes not properly reflected in the agency's human resources information system during the performance rating period.

State of Louisiana
STATE CIVIL SERVICE
PES Annual Report - Fiscal Year 2013-2014

HOUSING AUTHORITIES

Statistical Data (07/01/2013 - 06/30/2014)	
Number of employees that were rated.	389
Number of employees that were unrated.	6 (1.54%)



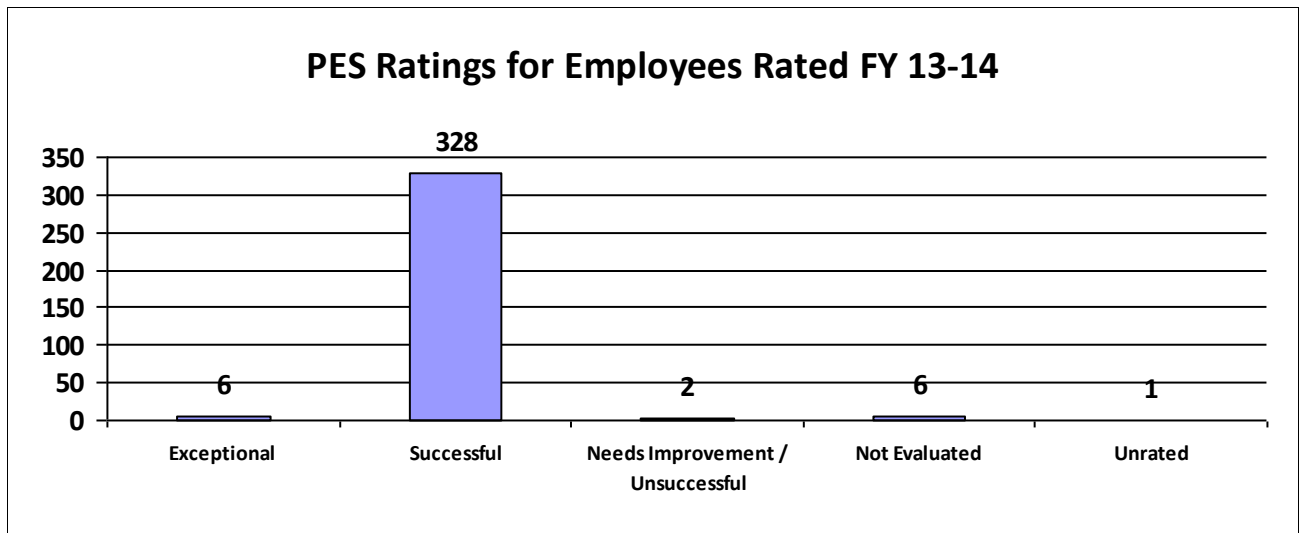
Information contained within this report reflects unaudited data provided directly to the Department of State Civil Service by each state agency. Inconsistencies found throughout the report may be attributed to personnel changes not properly reflected in the agency's human resources information system during the performance rating period.



State of Louisiana
STATE CIVIL SERVICE
PES Annual Report - Fiscal Year 2013-2014

LOUISIANA HEALTH CARE SERVICES DIVISION

Statistical Data (07/01/2013 - 06/30/2014)	
Number of employees that were rated.	342
Number of employees that were unrated.	1 (0.29%)



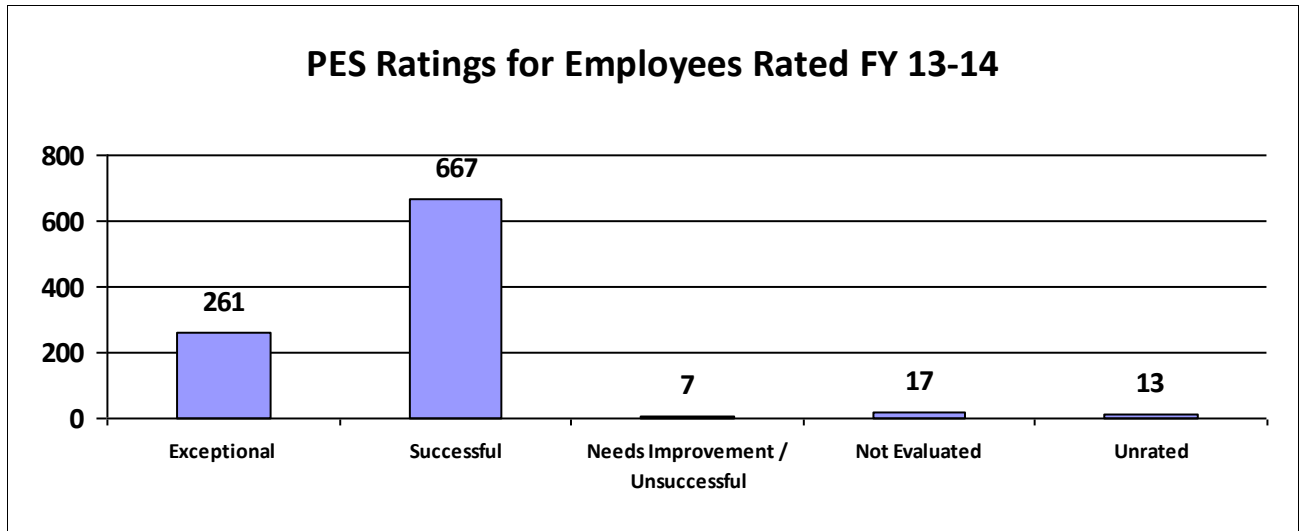
Information contained within this report reflects unaudited data provided directly to the Department of State Civil Service by each state agency. Inconsistencies found throughout the report may be attributed to personnel changes not properly reflected in the agency's human resources information system during the performance rating period.



State of Louisiana
STATE CIVIL SERVICE
PES Annual Report - Fiscal Year 2013-2014

LOUISIANA WORKFORCE COMMISSION

Statistical Data (07/01/2013 - 06/30/2014)	
Number of employees that were rated.	952
Number of employees that were unrated.	13 (1.37%)



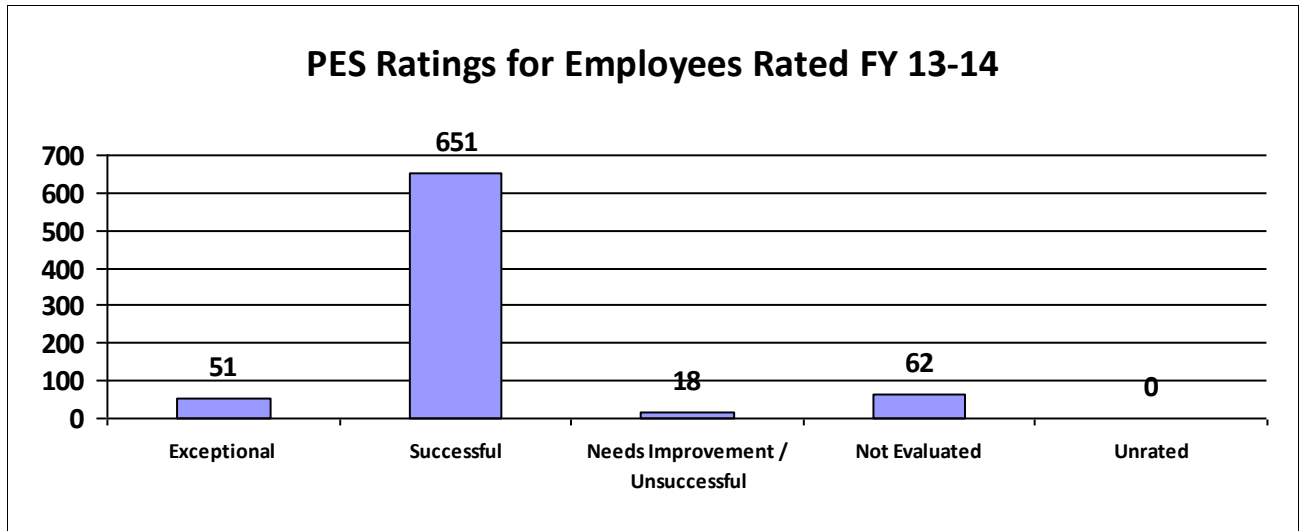
Information contained within this report reflects unaudited data provided directly to the Department of State Civil Service by each state agency. Inconsistencies found throughout the report may be attributed to personnel changes not properly reflected in the agency's human resources information system during the performance rating period.



State of Louisiana
STATE CIVIL SERVICE
PES Annual Report - Fiscal Year 2013-2014

OFFICE OF JUVENILE JUSTICE

Statistical Data (07/01/2013 - 06/30/2014)	
Number of employees that were rated.	782
Number of employees that were unrated.	0 (0.00%)



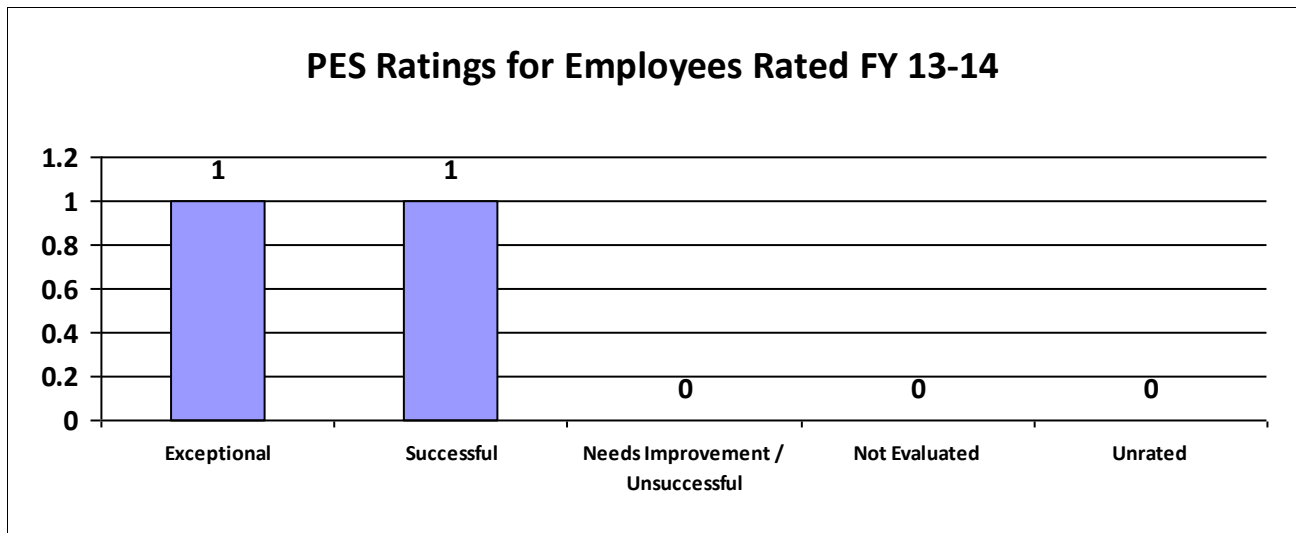
Information contained within this report reflects unaudited data provided directly to the Department of State Civil Service by each state agency. Inconsistencies found throughout the report may be attributed to personnel changes not properly reflected in the agency's human resources information system during the performance rating period.



State of Louisiana
STATE CIVIL SERVICE
PES Annual Report - Fiscal Year 2013-2014

OFFICE OF THE LIEUTENANT GOVERNOR

Statistical Data (07/01/2013 - 06/30/2014)	
Number of employees that were rated.	2
Number of employees that were unrated.	0 (0.00%)



Information contained within this report reflects unaudited data provided directly to the Department of State Civil Service by each state agency. Inconsistencies found throughout the report may be attributed to personnel changes not properly reflected in the agency's human resources information system during the performance rating period.



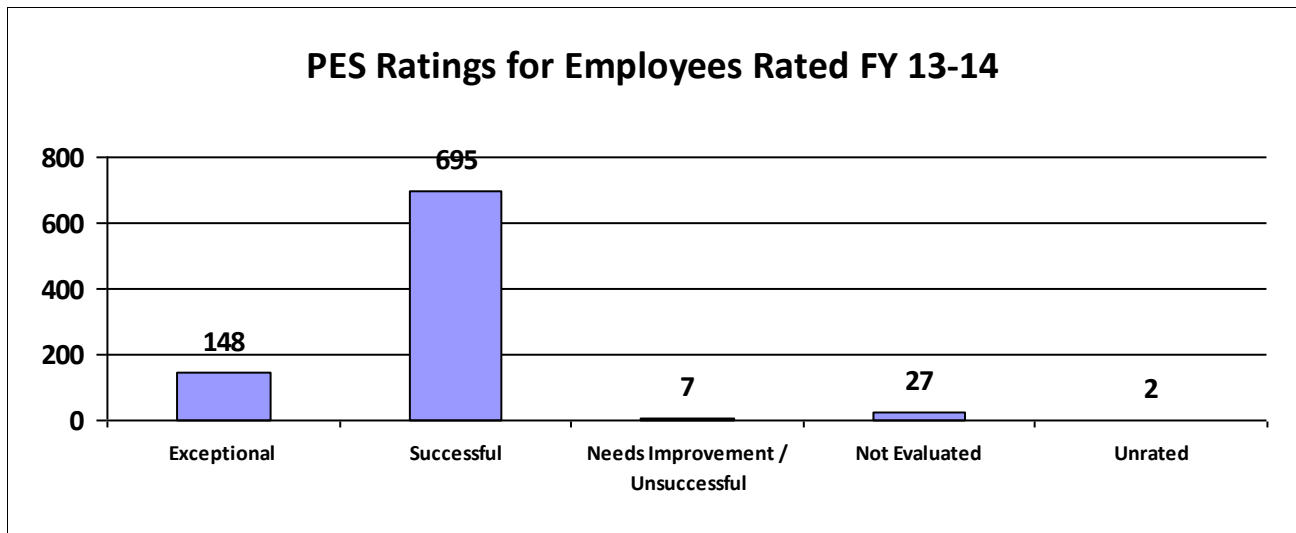
State of Louisiana

STATE CIVIL SERVICE

PES Annual Report - Fiscal Year 2013-2014

PORTS, LEVEE BOARDS, FRESH WATER DISTRICTS

Statistical Data (07/01/2013 - 06/30/2014)	
Number of employees that were rated.	877
Number of employees that were unrated.	2 (0.23%)



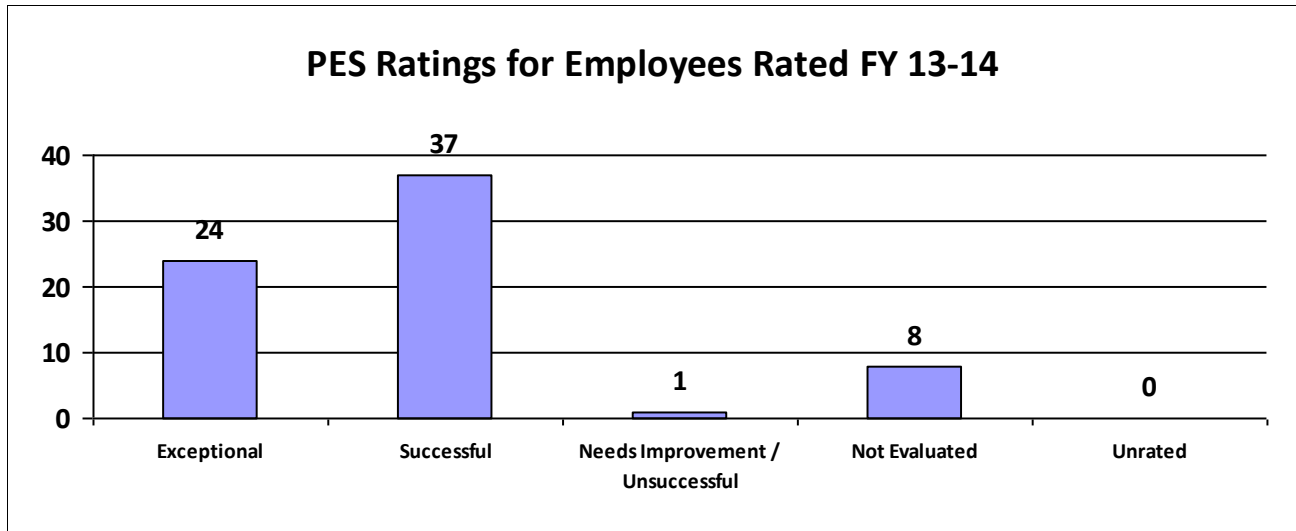
Information contained within this report reflects unaudited data provided directly to the Department of State Civil Service by each state agency. Inconsistencies found throughout the report may be attributed to personnel changes not properly reflected in the agency's human resources information system during the performance rating period.



State of Louisiana
STATE CIVIL SERVICE
PES Annual Report - Fiscal Year 2013-2014

PUBLIC SERVICE COMMISSION

Statistical Data (07/01/2013 - 06/30/2014)	
Number of employees that were rated.	70
Number of employees that were unrated.	0 (0.00%)



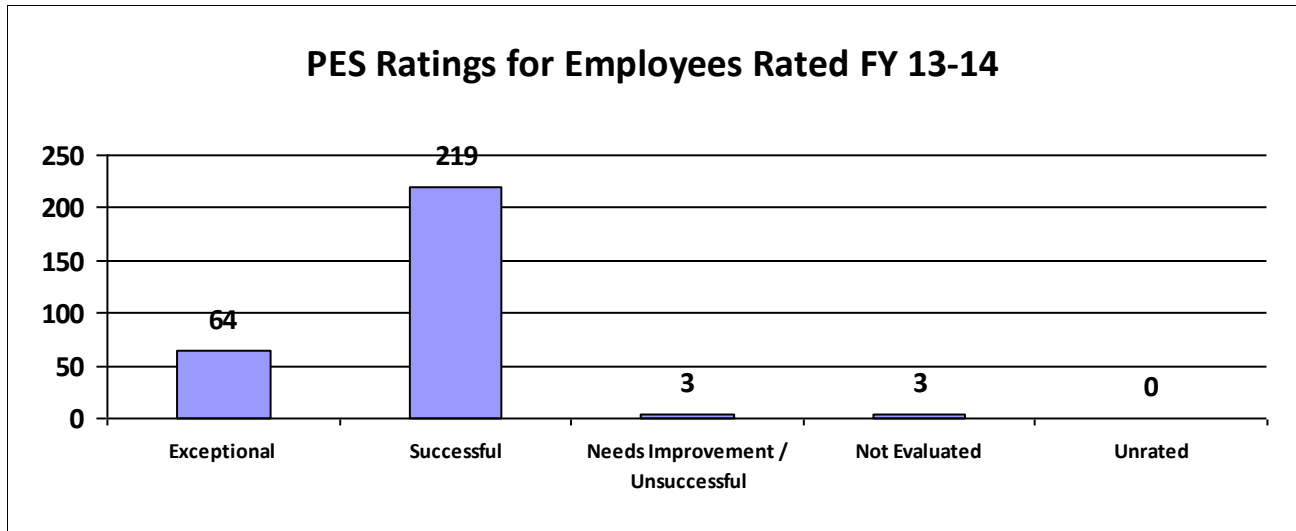
Information contained within this report reflects unaudited data provided directly to the Department of State Civil Service by each state agency. Inconsistencies found throughout the report may be attributed to personnel changes not properly reflected in the agency's human resources information system during the performance rating period.



State of Louisiana
STATE CIVIL SERVICE
PES Annual Report - Fiscal Year 2013-2014

RETIREMENT SYSTEMS

Statistical Data (07/01/2013 - 06/30/2014)	
Number of employees that were rated.	289
Number of employees that were unrated.	0 (0.00%)



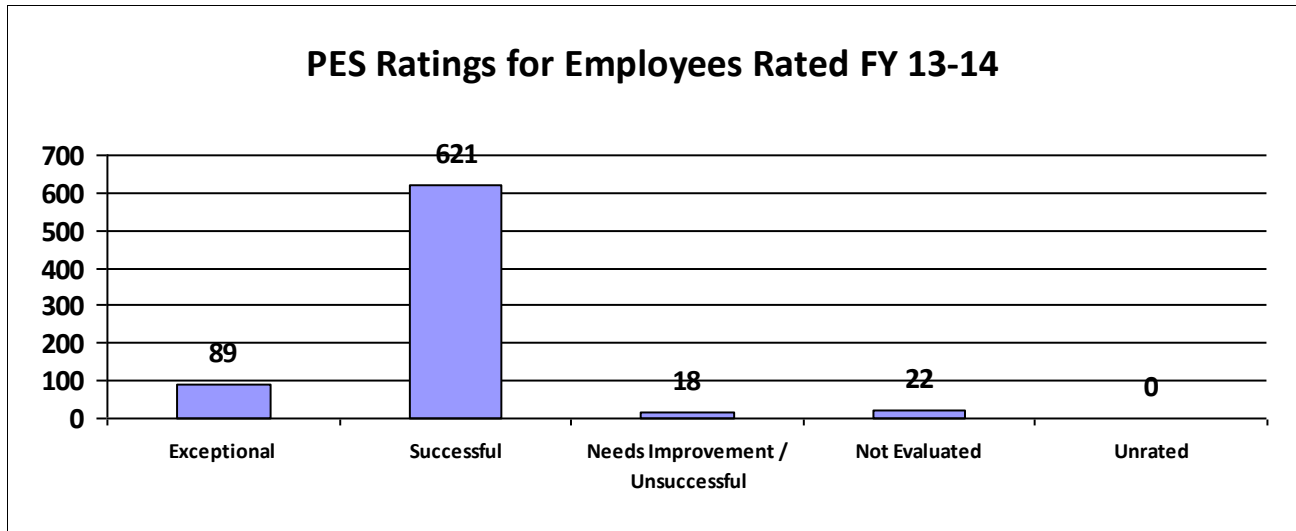
Information contained within this report reflects unaudited data provided directly to the Department of State Civil Service by each state agency. Inconsistencies found throughout the report may be attributed to personnel changes not properly reflected in the agency's human resources information system during the performance rating period.



State of Louisiana
STATE CIVIL SERVICE
PES Annual Report - Fiscal Year 2013-2014

VETERANS AFFAIRS

Statistical Data (07/01/2013 - 06/30/2014)	
Number of employees that were rated.	750
Number of employees that were unrated.	0 (0.00%)



Information contained within this report reflects unaudited data provided directly to the Department of State Civil Service by each state agency. Inconsistencies found throughout the report may be attributed to personnel changes not properly reflected in the agency's human resources information system during the performance rating period.

PES Annual Report 2014
Agencies Who Did Report

Major Department	Personnel Area	Pers Area Name
CIVIL SERVICE AGENCIES	0560	CS-State Civil Service
CIVIL SERVICE AGENCIES	0561	CS-Municipal Fire Police
CIVIL SERVICE AGENCIES	0562	CS-Ethics Administration
CIVIL SERVICE AGENCIES	0564	CS-Div of Administrative Law
CIVIL SERVICE AGENCIES	0565	CS-Board of Tax Appeals
DEPARTMENT OF AGRICULTURE AND FORESTRY	0160	DAF-Agriculture & Forestry
DEPARTMENT OF CHILDREN & FAMILY SERVICES	0360	DCFS-Off of Children & Family Services
DEPARTMENT OF CORRECTIONS	0400	DOC-Administration
DEPARTMENT OF CORRECTIONS	0402	DOC-La State Penitentiary
DEPARTMENT OF CORRECTIONS	0405	DOC-Avoyelles Correctional Ctr
DEPARTMENT OF CORRECTIONS	0406	DOC-La Correctional Inst Women
DEPARTMENT OF CORRECTIONS	0409	DOC-Dixon Correctional Inst
DEPARTMENT OF CORRECTIONS	0413	DOC-Elayn Hunt Correction Ctr
DEPARTMENT OF CORRECTIONS	0414	DOC-David Wade Correction Ctr
DEPARTMENT OF CORRECTIONS	0415	DOC-Adult Probation and Parole
DEPARTMENT OF CORRECTIONS	0416	DOC-Rayburn Correctional Ctr
DEPARTMENT OF CORRECTIONS	0811	DOC-Prison Enterprises
DEPARTMENT OF ECONOMIC DEVELOPMENT	0251	DED-Off of the Secretary
DEPARTMENT OF EDUCATION	0666	SSC-Bd Elem & Secondary Edu
DEPARTMENT OF EDUCATION	0678	DOE-State Activities
DEPARTMENT OF EDUCATION	0699	DOE-Special School Districts
DEPARTMENT OF ENVIRONMENTAL QUALITY	0850	DEQ-Office of the Secretary
DEPARTMENT OF ENVIRONMENTAL QUALITY	0851	DEQ-Environmental Compliance
DEPARTMENT OF ENVIRONMENTAL QUALITY	0852	DEQ-Environmental Services
DEPARTMENT OF ENVIRONMENTAL QUALITY	0855	DEQ-Off of Mgt & Finance
DEPARTMENT OF HEALTH AND HOSPITALS	0300	DHH-Jeff Parish Human Srv Auth
DEPARTMENT OF HEALTH AND HOSPITALS	0301	DHH-FI Parishes Human Srv Auth
DEPARTMENT OF HEALTH AND HOSPITALS	0304	DHH-Metropolitan Human Svc Dst
DEPARTMENT OF HEALTH AND HOSPITALS	0305	DHH-Medical Vendor Admin
DEPARTMENT OF HEALTH AND HOSPITALS	0307	DHH-Office of Secretary
DEPARTMENT OF HEALTH AND HOSPITALS	0309	DHH-S Ctrl LA Human Ser Auth
DEPARTMENT OF HEALTH AND HOSPITALS	0310	DHH-NE Delta Human Svc Auth
DEPARTMENT OF HEALTH AND HOSPITALS	0320	DHH-Aging and Adult Services
DEPARTMENT OF HEALTH AND HOSPITALS	0324	DHH-LA Emergency Response Net
DEPARTMENT OF HEALTH AND HOSPITALS	0325	DHH-Acadiana Area Hman Svc Dst
DEPARTMENT OF HEALTH AND HOSPITALS	0326	DHH-Office of Public Health
DEPARTMENT OF HEALTH AND HOSPITALS	0330	DHH-Off of Behavioral Health
DEPARTMENT OF HEALTH AND HOSPITALS	0340	DHH-Off for Citizen w/ Dev Dis
DEPARTMENT OF HEALTH AND HOSPITALS	0375	DHH-Imperial Calc Hum Svc Auth
DEPARTMENT OF HEALTH AND HOSPITALS	0376	DHH-Central LA Hum Svc Dist
DEPARTMENT OF HEALTH AND HOSPITALS	0377	DHH-NW LA Hum Svcs District
DEPARTMENT OF HEALTH AND HOSPITALS	0B13	Med Examrs La St Bd /DHH
DEPARTMENT OF HEALTH AND HOSPITALS	0B14	Nursing La St Bd /DHH
DEPARTMENT OF HEALTH AND HOSPITALS	0B41	Pharmacy La Bd Of /DHH
DEPARTMENT OF INSURANCE	0165	DOI-Commissioner of Insurance

PES Annual Report 2014
 Agencies Who Did Report

Major Department	Personnel Area	Pers Area Name
DEPARTMENT OF NATURAL RESOURCES	0431	DNR-Office of the Secretary
DEPARTMENT OF NATURAL RESOURCES	0432	DNR-Office of Conservation
DEPARTMENT OF NATURAL RESOURCES	0434	DNR-Off of Mineral Resources
DEPARTMENT OF NATURAL RESOURCES	0435	DNR-Off of Coastal Restoration
DEPARTMENT OF PUBLIC SAFETY	0418	DPS-Office of Mgt and Finance
DEPARTMENT OF PUBLIC SAFETY	0419	DPS-Office of State Police
DEPARTMENT OF PUBLIC SAFETY	0420	DPS-Office of Motor Vehicles
DEPARTMENT OF PUBLIC SAFETY	0422	DPS-Off of State Fire Marshall
DEPARTMENT OF PUBLIC SAFETY	0423	DPS-La Gaming Control Board
DEPARTMENT OF PUBLIC SAFETY	0424	DPS-Liquified Petrol Gas Comm
DEPARTMENT OF PUBLIC SAFETY	0425	DPS-La Highway Safety Comm
DEPARTMENT OF PUBLIC SAFETY	0A91	Private Investigator Examiners
DEPARTMENT OF REVENUE	0440	DOR-Office of Revenue
DEPARTMENT OF REVENUE	0A40	Tax Free Shopping Commission
DEPARTMENT OF STATE	0139	DOS-Secretary of State
DEPARTMENT OF TREASURY	0147	STO-State Treasurer
DEPARTMENT OF WILDLIFE AND FISHERIES	0511	WLF-Off of Mgt & Finance
DEPARTMENT OF WILDLIFE AND FISHERIES	0512	WLF-Off of Secretary
DEPARTMENT OF WILDLIFE AND FISHERIES	0513	WLF-Office of Wildlife
DEPARTMENT OF WILDLIFE AND FISHERIES	0514	WLF-Office of Fisheries
DEPT OF CULTURE, RECREATION AND TOURISM	0261	CRT-Off of the Secretary
DEPT OF CULTURE, RECREATION AND TOURISM	0262	CRT-Off of the State Library
DEPT OF CULTURE, RECREATION AND TOURISM	0263	CRT-Off of State Museum
DEPT OF CULTURE, RECREATION AND TOURISM	0264	CRT-Office of State Parks
DEPT OF CULTURE, RECREATION AND TOURISM	0265	CRT-Off of Cultural Dev
DEPT OF CULTURE, RECREATION AND TOURISM	0267	CRT-Off of Tourism
DEPT OF TRANSPORTATION AND DEVELOPMENT	0273	DOTD-Administration
DEPT OF TRANSPORTATION AND DEVELOPMENT	0276	DOTD-Engineering & Operations
DEPT OF TRANSPORTATION AND DEVELOPMENT	0A90	Bd of Reg Prof Eng & Land Surv
DEPT OF TRANSPORTATION AND DEVELOPMENT	N813	DOTD-Sabine River Authority
EDUCATION - OTHER	0653	SSC-La Schools for Deaf & Visually Imprd
EDUCATION - OTHER	0655	SSC-La Special Education Ctr
EDUCATION - OTHER	0657	SSC-La School for Math Sci/Art
EDUCATION - OTHER	0662	SSC-La Educational TV Author
EXECUTIVE DEPARTMENT	0102	Gov-Office of Inspector Gen
EXECUTIVE DEPARTMENT	0103	Gov-Mental Health Advocacy Ser
EXECUTIVE DEPARTMENT	0106	DOA-Louisiana Tax Commission
EXECUTIVE DEPARTMENT	0107	Gov-Div of Administration
EXECUTIVE DEPARTMENT	0109	GOV-Coast Prot & Restor Auth
EXECUTIVE DEPARTMENT	0116	Gov-LA Public Defender Board
EXECUTIVE DEPARTMENT	0129	Gov-La Comm Law Enforce Adm CJ
EXECUTIVE DEPARTMENT	0133	Gov-Office of Elderly Affairs
EXECUTIVE DEPARTMENT	0254	GOV-La St Racing Commission
EXECUTIVE DEPARTMENT	0255	GOV-Office of Financial Instit
EXECUTIVE DEPARTMENT	0800	DOA-Office of Group Benefits
EXECUTIVE DEPARTMENT	0804	DOA-Office of Risk Management
EXECUTIVE DEPARTMENT	0805	DOA-Administrative Services

PES Annual Report 2014
Agencies Who Did Report

Major Department	Personnel Area	Pers Area Name
EXECUTIVE DEPARTMENT	0806	DOA-La Property Assist Agency
EXECUTIVE DEPARTMENT	0807	DOA-Fed Property Assistance
EXECUTIVE DEPARTMENT	0808	DOA-Off Telecommunication Mgt
EXECUTIVE DEPARTMENT	0815	DOA-Office of Technology Svcs
EXECUTIVE DEPARTMENT	0829	DOA-Off of Aircraft Services
EXECUTIVE DEPARTMENT	0A04	Louisiana Housing Corporation
EXECUTIVE DEPARTMENT	0A97	La Patients Compensation Fund
EXECUTIVE DEPARTMENT	0B01	Arch Examrs La St Bd /Gov
EXECUTIVE DEPARTMENT	0B11	Real Est Appr Bd Cert La /Gov
EXECUTIVE DEPARTMENT	0B12	Contractor Lic Bd La St /Gov
EXECUTIVE DEPARTMENT	0B20	Real Estate Comm La /Gov
EXECUTIVE DEPARTMENT	0B27	Used Mtr Veh&Parts Comm /Gov
EXECUTIVE DEPARTMENT	0B28	Motor Vehicle Comm La /Gov
EXECUTIVE DEPARTMENT	0B83	State Board of Cosmetology
HIGHER EDUCATION	0314	Huey P Long Medical Center
HIGHER EDUCATION	0601	LSU A & M College
HIGHER EDUCATION	0602	LSU-Alexandria
HIGHER EDUCATION	0603	University of New Orleans
HIGHER EDUCATION	0604	LSU-Health Sciences Center NO
HIGHER EDUCATION	0605	LSU-Eunice
HIGHER EDUCATION	0606	LSU-Shreveport
HIGHER EDUCATION	0607	LSU-Agriculture Center
HIGHER EDUCATION	0608	LSU-Paul M Hebert Law Center
HIGHER EDUCATION	0609	LSU-Pennington Biomedical Res
HIGHER EDUCATION	0611	LSU-Health Sciences Ctr Shreve
HIGHER EDUCATION	0612	Baton Rouge Community College
HIGHER EDUCATION	0615	SU Board of Supervisors
HIGHER EDUCATION	0616	SU A & M College
HIGHER EDUCATION	0621	Nicholls State University
HIGHER EDUCATION	0623	Grambling State University
HIGHER EDUCATION	0625	La Tech University
HIGHER EDUCATION	0627	McNeese State University
HIGHER EDUCATION	0629	University of La-Monroe
HIGHER EDUCATION	0631	Northwestern State University
HIGHER EDUCATION	0634	Southeastern La University
HIGHER EDUCATION	0640	University of La-Lafayette
HIGHER EDUCATION	0641	Delgado Community College
HIGHER EDUCATION	0643	Nunez Community College
HIGHER EDUCATION	0644	Bossier Community College
HIGHER EDUCATION	0661	HED-Off Student Financial Asst
HIGHER EDUCATION	0671	HED-Board of Regents
HIGHER EDUCATION	0730	South Central LA Technical College
HIGHER EDUCATION	0751	Sowela Tech Comm College
HIGHER EDUCATION	0788	Northshore Tech Comm College
HIGHER EDUCATION	N645	South La Community College-NP

PES Annual Report 2014
 Agencies Who Did Report

Major Department	Personnel Area	Pers Area Name
HIGHER EDUCATION	N647	La Delta Community College-NP
HOUSING AUTHORITIES	0H03	Alexandria Housing Authority
HOUSING AUTHORITIES	0H04	Bogalusa Housing Authority
HOUSING AUTHORITIES	0H05	Berwick Housing Authority
HOUSING AUTHORITIES	0H06	Bossier City Housing Authority
HOUSING AUTHORITIES	0H07	Breaux Bridge Housing Authority
HOUSING AUTHORITIES	0H11	Crowley Housing Authority
HOUSING AUTHORITIES	0H14	East Baton Rouge Housing Authority
HOUSING AUTHORITIES	0H15	Eunice Housing Authority
HOUSING AUTHORITIES	0H18	Jefferson Parish Housing Authority
HOUSING AUTHORITIES	0H19	Kaplan Housing Authority
HOUSING AUTHORITIES	0H21	Jennings Housing Authority
HOUSING AUTHORITIES	0H22	Lafayette Housing Authority
HOUSING AUTHORITIES	0H23	Lake Charles Housing Authority
HOUSING AUTHORITIES	0H25	Marksville Housing Authority
HOUSING AUTHORITIES	0H26	Monroe Housing Authority
HOUSING AUTHORITIES	0H27	Morgan City Housing Authority
HOUSING AUTHORITIES	0H35	Ruston Housing Authority
HOUSING AUTHORITIES	0H37	Shreveport Housing Authority
HOUSING AUTHORITIES	0H38	Sulphur Housing Authority
HOUSING AUTHORITIES	0H44	St Landry Parish Housing Authority
HOUSING AUTHORITIES	0H50	Sabine Parish Housing Authority
HOUSING AUTHORITIES	0H52	Delcambre Housing Authority
HOUSING AUTHORITIES	0H54	St John The Baptist Housing Authority
HOUSING AUTHORITIES	0H63	City of Natchitoches Housing Authority
HOUSING AUTHORITIES	0H67	Houma Housing Authority
HOUSING AUTHORITIES	0H69	Erath Housing Authority
HOUSING AUTHORITIES	0H73	Oil City Housing Authority
HOUSING AUTHORITIES	0H78	East Carroll Housing Authority
LOUISIANA HEALTH CARE SERVICES DIVISION	0308	LSU/Health Care Svc Div
LOUISIANA HEALTH CARE SERVICES DIVISION	0317	Lallie Kemp Regional Med Ctr
LOUISIANA WORKFORCE COMMISSION	0474	LWC-Workforce Support & Training
LOUISIANA WORKFORCE COMMISSION	0B46	Barber Examiners Board /DOL
OFFICE OF JUVENILE JUSTICE	0403	DYS-Off of Juvenile Justice
OFFICE OF THE LIEUTENANT GOVERNOR	0146	LG-Lt Governor
PORTS,LEVEE BOARDS,FRESH WATER DISTRICTS	0A75	Bayou Lafourche Fresh H2O Dist
PORTS,LEVEE BOARDS,FRESH WATER DISTRICTS	0L02	Caddo Levee District
PORTS,LEVEE BOARDS,FRESH WATER DISTRICTS	0L03	Lafourche Basin Levee District
PORTS,LEVEE BOARDS,FRESH WATER DISTRICTS	0L05	Tensas Basin Levee District
PORTS,LEVEE BOARDS,FRESH WATER DISTRICTS	0L08	Lake Borgne Basin Levee District
PORTS,LEVEE BOARDS,FRESH WATER DISTRICTS	0L09	Atchafalaya Basin Levee District
PORTS,LEVEE BOARDS,FRESH WATER DISTRICTS	0L10	Orleans Levee District
PORTS,LEVEE BOARDS,FRESH WATER DISTRICTS	0L13	Pontchartrain Levee District
PORTS,LEVEE BOARDS,FRESH WATER DISTRICTS	0L14	Red River/Atchaf/Bayou Boeuf
PORTS,LEVEE BOARDS,FRESH WATER DISTRICTS	0L21	East Jefferson Levee District

PES Annual Report 2014
 Agencies Who Did Report

Major Department	Personnel Area	Pers Area Name
PORTS,LEVEE BOARDS,FRESH WATER DISTRICTS	0L23	West Jefferson Levee District
PORTS,LEVEE BOARDS,FRESH WATER DISTRICTS	0L30	SE LA Flood Protect Auth-East
PORTS,LEVEE BOARDS,FRESH WATER DISTRICTS	0L31	SE LA Flood Protect Auth-West
PORTS,LEVEE BOARDS,FRESH WATER DISTRICTS	0P03	Greater BR Port Commission
PORTS,LEVEE BOARDS,FRESH WATER DISTRICTS	0P17	Port of New Orleans Port Commission
PORTS,LEVEE BOARDS,FRESH WATER DISTRICTS	0P21	South Louisiana Port Commission
PORTS,LEVEE BOARDS,FRESH WATER DISTRICTS	0P26	Lake Charles Harbor & Term District
PUBLIC SERVICE COMMISSION	0158	PSC-Public Service Commission
RETIREMENT SYSTEMS	0571	La School Emp Retirement Sys
RETIREMENT SYSTEMS	0572	La St Emp Retirement System
RETIREMENT SYSTEMS	0573	Teachers Retirement System La
VETERANS AFFAIRS	0130	DVA-Dept of Veterans Affairs
VETERANS AFFAIRS	0131	DVA-La War Veterans Home
VETERANS AFFAIRS	0132	DVA-NE La War Veterans Home
VETERANS AFFAIRS	0134	DVA-SW La War Veterans Home
VETERANS AFFAIRS	0135	DVA-NW La War Veterans Home
VETERANS AFFAIRS	0136	DVA-SE La War Veterans Home

PES Annual Report 2014
Agencies Who Did Not Report

Major Department	Personnel Area	PA
DEPARTMENT OF EDUCATION	DOE-Recovery School District	0682
DEPARTMENT OF HEALTH AND HOSPITALS	Dentistry La St Bd /DHH	0B35
DEPARTMENT OF HEALTH AND HOSPITALS	DHH-Developml Disabilities Cn	0303
DEPARTMENT OF HEALTH AND HOSPITALS	Embalm&Funrl Dir La St Bd /DHH	0B10
DEPARTMENT OF HEALTH AND HOSPITALS	Nursing Hm Admin La Bd /DHH	0B29
DEPARTMENT OF HEALTH AND HOSPITALS	Physical Therapy St Bd /DHH	0B15
DEPARTMENT OF HEALTH AND HOSPITALS	Prac Nurse Exam La St Bd /DHH	0B18
DEPARTMENT OF HEALTH AND HOSPITALS	Radiology La St Bd /DHH	0B19
DEPARTMENT OF PUBLIC SAFETY	Private Security Examiners	0A88
DEPT OF CULTURE, RECREATION AND TOURISM	La Naval War Memorial Comm	0A98
DEPT OF CULTURE, RECREATION AND TOURISM	New Orleans City Park	0A20
EDUCATION - OTHER	SSC-N O Ctr for Creative Arts	0673
EXECUTIVE DEPARTMENT	Cert Short Rep Bd Exm /Gov	0B25
EXECUTIVE DEPARTMENT	CPAs La St Bd /Gov	0B07
EXECUTIVE DEPARTMENT	Gov-Dept of Military Affairs	0112
HIGHER EDUCATION	Central LA Tech Comm College	0789
HIGHER EDUCATION	L.E.Fletcher Tech Comm College	0731
HIGHER EDUCATION	La Comm/Tech College BdSup-NP	N649
HIGHER EDUCATION	Louisiana Technical College-NP	N648
HIGHER EDUCATION	Northwest Technical College	0770
HIGHER EDUCATION	River Parish Comm College-NP	N646
HIGHER EDUCATION	SU New Orleans	0617
HIGHER EDUCATION	SU Shreveport	0618
HOUSING AUTHORITIES	Abbeville Housing Authority	0H01
HOUSING AUTHORITIES	Arcadia Housing Authority	0H77
HOUSING AUTHORITIES	Bunkie Housing Authority	0H09
HOUSING AUTHORITIES	Caldwell Parish Housing Authority	0H10
HOUSING AUTHORITIES	Church Point Housing Authority	0H08
HOUSING AUTHORITIES	Colfax Housing Authority	0H02
HOUSING AUTHORITIES	Cottonport Housing Authority	0H47
HOUSING AUTHORITIES	Denham Springs Housing Authority	0H79
HOUSING AUTHORITIES	DeQuincy Housing Authority	0H16
HOUSING AUTHORITIES	DeRidder Housing Authority	0H56
HOUSING AUTHORITIES	Donaldsonville Housing Authority	0H12
HOUSING AUTHORITIES	Ferriday Housing Authority	0H75
HOUSING AUTHORITIES	Grambling Housing Authority	0H80
HOUSING AUTHORITIES	Hammond Housing Authority	0H89
HOUSING AUTHORITIES	Haynesville Housing Authority	0H86
HOUSING AUTHORITIES	Homer Housing Authority	0H84
HOUSING AUTHORITIES	Independence Housing Authority	0H53
HOUSING AUTHORITIES	Jena Housing Authority	0H81
HOUSING AUTHORITIES	Jonesboro Housing Authority	0H20
HOUSING AUTHORITIES	Kenner Housing Authority	0H58
HOUSING AUTHORITIES	Lafourche Parish Housing Authority	0H51
HOUSING AUTHORITIES	Lake Providence Housing Authority	0H55
HOUSING AUTHORITIES	Leesville Housing Authority	0H62

PES Annual Report 2014
Agencies Who Did Not Report

Major Department	Personnel Area	PA
HOUSING AUTHORITIES	Mamou Housing Authority	0H24
HOUSING AUTHORITIES	Mansfield Housing Authority	0H60
HOUSING AUTHORITIES	Merryville Housing Authority	0H13
HOUSING AUTHORITIES	Minden Housing Authority	0H65
HOUSING AUTHORITIES	Natchitoches Parish Housing Authority	0H72
HOUSING AUTHORITIES	New Iberia Housing Authority	0H28
HOUSING AUTHORITIES	Oakdale Housing Authority	0H30
HOUSING AUTHORITIES	Opelousas Housing Authority	0H32
HOUSING AUTHORITIES	Patterson Housing Authority	0H33
HOUSING AUTHORITIES	Pineville Housing Authority	0H45
HOUSING AUTHORITIES	Ponchatoula Housing Authority	0H49
HOUSING AUTHORITIES	Rapides Housing Authority	0H71
HOUSING AUTHORITIES	Rayne Housing Authority	0H34
HOUSING AUTHORITIES	Rayville Housing Authority	0H57
HOUSING AUTHORITIES	Simmesport Housing Authority	0H76
HOUSING AUTHORITIES	Slidell Housing Authority	0H68
HOUSING AUTHORITIES	South Landry Housing Authority	0H46
HOUSING AUTHORITIES	St Charles Parish Housing Authority	0H61
HOUSING AUTHORITIES	St James Parish Housing Authority	0H59
HOUSING AUTHORITIES	St Martinville Housing Authority	0H36
HOUSING AUTHORITIES	Thibodaux Housing Authority	0H39
HOUSING AUTHORITIES	Vernon Parish Housing Authority	0H41
HOUSING AUTHORITIES	Ville Platte Housing Authority	0H42
HOUSING AUTHORITIES	Vinton Housing Authority	0H40
HOUSING AUTHORITIES	Westwego Housing Authority	0H43
HOUSING AUTHORITIES	White Castle Housing Authority	0H70
HOUSING AUTHORITIES	Winnfield Housing Authority	0H64
INDEPENDENT	Bd of Jury Comm Orleans Parish	0A95
INDEPENDENT	NO Redevelopment Authority	0A87
LOUISIANA WORKFORCE COMMISSION	Plumbing La St Bd /LWC	0B16
PORTS,LEVEE BOARDS,FRESH WATER DISTRICTS	Fifth La Levee District	0L06
PORTS,LEVEE BOARDS,FRESH WATER DISTRICTS	Natchitoches Levee & Drainage	0L26
PORTS,LEVEE BOARDS,FRESH WATER DISTRICTS	Orleans-Real Est Rec Non-Flood	0L34
RETIREMENT SYSTEMS	State Police Retirement System	0575